



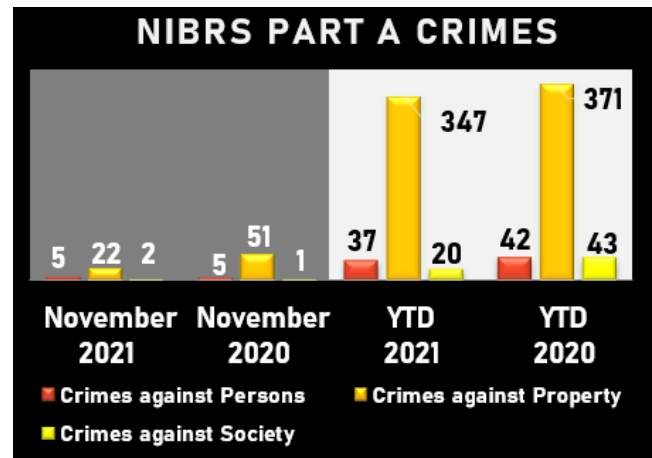
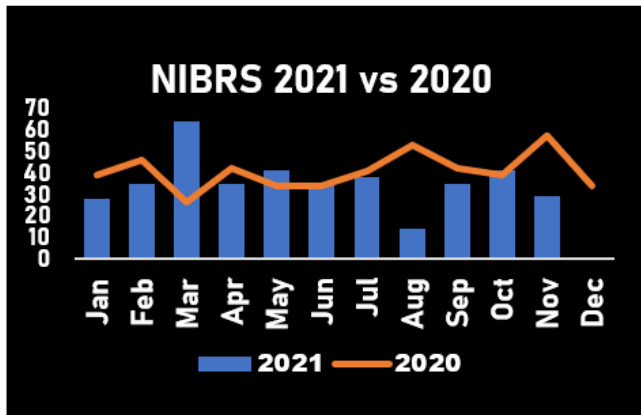
PARADISE VALLEY POLICE DEPARTMENT



NIBRS NOVEMBER 2021 Chief Peter Wingert

January 1, 2021, the FBI has retired the UCR Summary Reporting System (SRS) and transitioned to National Incident-Based Reporting System (NIBRS). The FBI's transition to a NIBRS only data collection will improve the nations crime data through rich details and greater specificity of offenses. Due to this change Paradise Valley Police will compare one-year data versus three-year data.

- NIBRS include Crimes against Persons, Property & Society crimes.
 - NIBRS collects data from 52 offenses, plus 10 additional offenses for which only arrests are reported.
- In November, the Paradise Valley Police Department reported 29 crimes to the FBI.
 - There were 5 crimes against persons, 22 property crimes and 2 crimes against society.



CRIMES AGAINST PERSONS

Crimes Against Persons, e.g., murder, rape, and assault, are those whose victims are always individuals.

Simple Assaults decreased

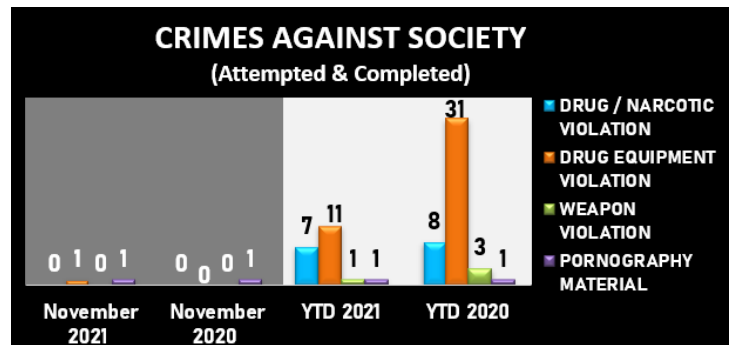
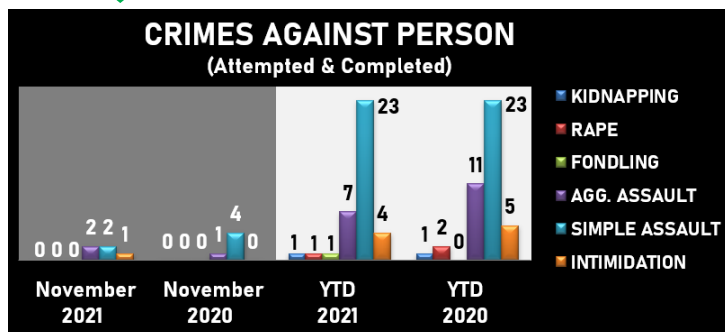
50%

In November, persons crimes consisted of 2 aggravated assaults and 2 simple assaults and 1 intimidation case.

CRIMES AGAINST SOCIETY

Crimes Against Society, e.g., gambling, prostitution, and drug violations; they are typically crimes in which property is not the object.

In November, society crimes consisted of 1 drug equipment violation and 1 obscene material violation.





PARADISE VALLEY POLICE DEPARTMENT



NIBRS
NOVEMBER 2021
 Chief Peter Wingert

CRIMES AGAINST PROPERTY

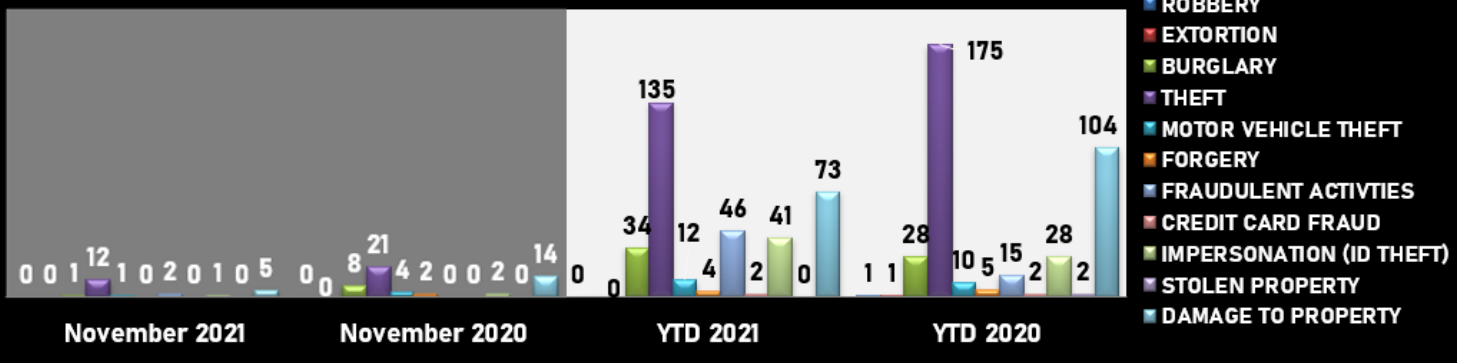
Crimes Against Property, e.g., robbery, bribery, and burglary, is to obtain money, property, or some other benefit.

Thefts decreased

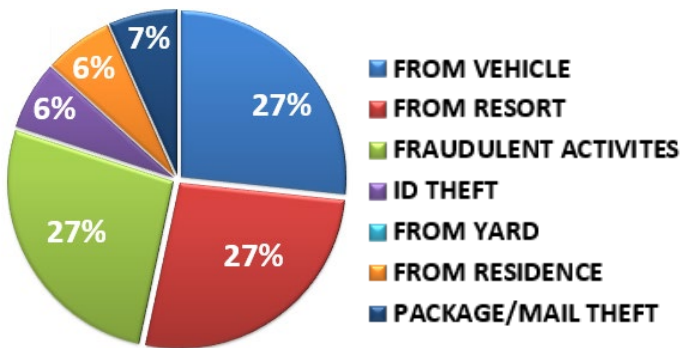
50%

In November, property crimes consisted of 1 burglary, 12 thefts, 1 motor vehicle theft, 2 fraudulent activities, 1 impersonation (ID theft) and 5 property damage cases.

CRIMES AGAINST PROPERTY (Attempted & Completed)



THEFT ANALYSIS



BURGLARY ANALYSIS



MOTOR VEHICLE THEFT ANALYSIS



PROACTIVE POLICING

| PROACTIVE POLICING NOVEMBER 2021 | |
|-------------------------------------|-----|
| CITIZEN CONTACT | 20 |
| CLOSE PATROL | 218 |
| CPTED | 8 |
| DDACTS | 20 |
| GATED COMMUNITY CHECK | 73 |
| HOT SPOT | 527 |
| MEDICAL FACILITY CHECK | 90 |
| PREMISE CHECK | 51 |
| RESORT CHECK | 244 |
| SCHOOL CHECK | 274 |
| TOWN PROPERTY CHECK | 106 |
| TRAILHEAD CHECK | 20 |
| VACATION WATCH | 99 |
| WORSHIP SITE CHECK | 423 |

THEFT FROM VEHICLE ANALYSIS



*Take your keys,
 lock your car,
 and hide your
 valuables.*



PARADISE VALLEY POLICE DEPARTMENT



NIBRS NOVEMBER 2021

Chief Peter Wingert

COMMUNICATIONS

Priority 1
Calls
decreased

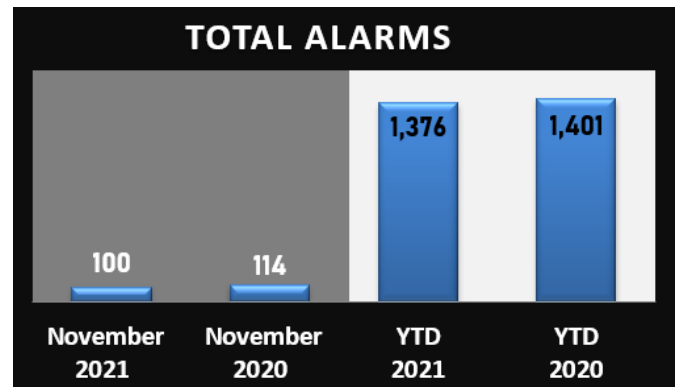
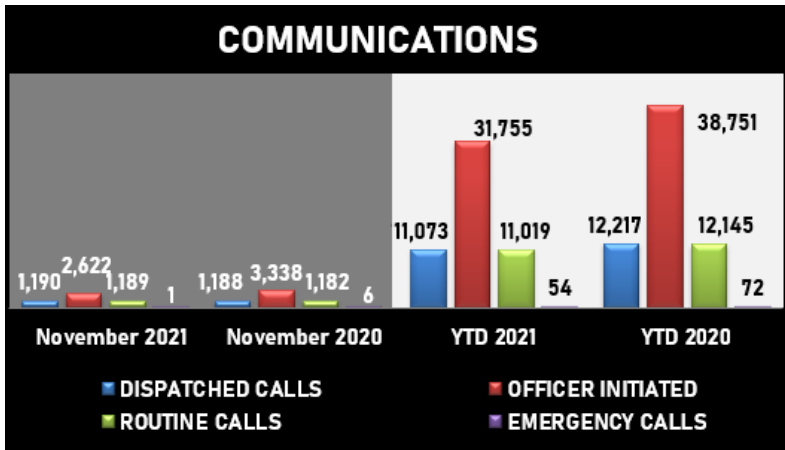
83%

In November, there were **1,189** routine calls, **1,190** dispatched calls, and **1** emergency call. Officer initiated activity was at **2,622**. The average response time for priority one calls was **2:46**.

In November, there were **100** alarms. Officers assisted Phoenix Fire **24** times in November.

Alarms
decreased

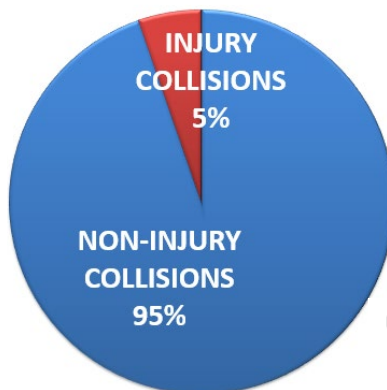
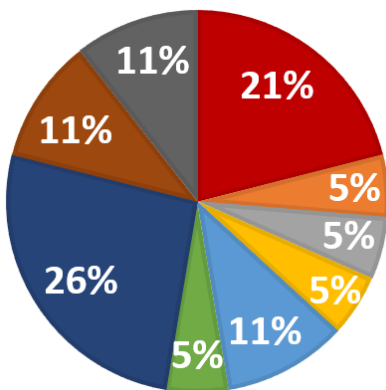
12%



TRAFFIC

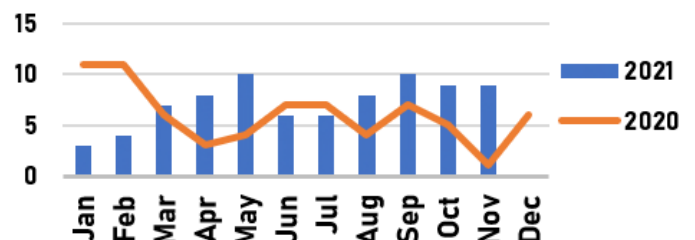
In November, there were **18** non-injury collisions and **1** injury collision.

Officers wrote **348** traffic citations, parking violations and traffics warnings in November.



47%
of collisions
occurred on
Lincoln and/or
Tatum

COLLISIONS ON LINCOLN OR TATUM



- Failed to Keep in Proper Lane
- Speed Too Fast For Conditions
- Followed Too Closely
- Crossed Median
- Unknown
- Disregarded Traffic Signal
- Other
- Drove Left of Center Line
- No Improper Action



PARADISE VALLEY POLICE DEPARTMENT

NIBRS

NOVEMBER 2021

Chief Peter Wingert



| NIBRS Summary | NOV 2021 | NOV 2020 | % CHANGE | YTD 2021 | YTD 2020 |
|------------------------|-----------|-----------|----------------|------------|------------|
| CRIMES REPORTED | 29 | 57 | -49.12% | 404 | 456 |

| YTD CRIMES PER 1,000 | 2021 | 2020 | % CHANGE | 2019 Population** |
|---|------|------|----------|-------------------|
| TOTAL PERSON & PROPERTY INDEX PER 1,000 | 404 | 456 | -11.40% | 14,637 |
| ***IN 2019, ARIZONA AVERAGE WAS 28.95 CRIMES PER 1,000 | | | | |
| ***IN 2018, PARADISE VALLEY WAS ARIZONA'S 2ND SAFEST MUNICIPALITY | | | | |

| CRIMES AGAINST PERSONS (Group A Attempted & Completed) | | | | | |
|---|----------|----------|--------------|-----------|-----------|
| | NOV 2021 | NOV 2020 | % CHANGE | YTD 2021 | YTD 2020 |
| 100 Kidnapping/Abduction | 0 | 0 | * | 1 | 1 |
| 11A Rape | 0 | 0 | * | 1 | 2 |
| 11D Fondling | 0 | 0 | * | 1 | 0 |
| 13A Aggravated Assault | 2 | 1 | 100.00% | 7 | 11 |
| 13B Simple Assault | 2 | 4 | -50.00% | 23 | 23 |
| 13C Intimidation | 1 | 0 | * | 4 | 5 |
| TOTAL PERSONS CRIME | 5 | 5 | 0.00% | 37 | 42 |

| PROPERTY CRIMES (Group A Attempted & Completed) | | | | | | |
|--|-----------|-----------|----------------|------------|------------|--|
| | NOV 2021 | NOV 2020 | % CHANGE | YTD 2021 | YTD 2020 | |
| 120 Robbery | 0 | 0 | * | 0 | 1 | |
| 210 Extortion/Blackmail | 0 | 0 | * | 0 | 1 | |
| 220 Burglary/Breaking & Entering | 1 | 8 | -87.50% | 34 | 28 | |
| 23F Theft from Motor Vehicle | 4 | 1 | 300.00% | 30 | 32 | |
| 23H All Other Larceny | 8 | 20 | -60.00% | 105 | 143 | |
| 240 Motor Vehicle Theft | 1 | 4 | -75.00% | 12 | 10 | |
| 250 Counterfeiting/Forgery | 0 | 2 | -100.00% | 4 | 5 | |
| 26A False Pretense/Swindle | 2 | 0 | * | 46 | 15 | |
| 26B Credit Card/ATM Fraud | 0 | 0 | * | 2 | 2 | |
| 26C Impersonation | 1 | 2 | -50.00% | 41 | 28 | |
| 280 Stolen Property Offenses | 0 | 0 | * | 0 | 2 | |
| 290 Damage to Property | 5 | 14 | -64.29% | 73 | 104 | |
| TOTAL PROPERTY CRIMES | 22 | 51 | -56.86% | 347 | 371 | |

| CRIMES AGAINST SOCIETY (Group A Attempted & Completed) | | | | | |
|---|----------|----------|----------------|-----------|-----------|
| | NOV 2021 | NOV 2020 | % CHANGE | YTD 2021 | YTD 2020 |
| 35A Drug/Narcotic Violations | 0 | 0 | * | 7 | 8 |
| 35B Drug Equipment Violations | 1 | 0 | * | 11 | 31 |
| 370 Pornography/Obscene Material | 1 | 1 | 0.00% | 1 | 1 |
| 520 Weapon Law Violations | 0 | 0 | * | 1 | 3 |
| TOTAL SOCIETY CRIME | 2 | 1 | 100.00% | 20 | 43 |

| BURGLARY - METHOD OF ENTRY ANALYSIS | | | | | |
|-------------------------------------|----------|----------|----------|----------|----------|
| | NOV 2021 | NOV 2020 | % CHANGE | YTD 2021 | YTD 2020 |
| FORCIBLE ENTRY | 0 | 4 | -100.00% | 11 | 10 |
| NON-FORCIBLE ENTRY | 1 | 4 | -75.00% | 23 | 17 |
| ATTEMPTED | 0 | 4 | -100.00% | 0 | 1 |

| MOTOR VEHICLE THEFT - ANALYSIS | | | | | |
|--------------------------------|----------|----------|----------|----------|----------|
| | NOV 2021 | NOV 2020 | % CHANGE | YTD 2021 | YTD 2020 |
| FORCIBLE ENTRY | 0 | 0 | * | 3 | 1 |
| NON-FORCIBLE ENTRY | 1 | 4 | -75.00% | 9 | 16 |
| ATTEMPTED | 0 | 0 | * | 0 | 0 |

| | NOV 2021 | NOV 2020 | % CHANGE | YTD 2021 | YTD 2020 |
|---------|----------|----------|----------|----------|----------|
| DAY | 0 | 2 | -100.00% | 9 | 8 |
| NIGHT | 0 | 5 | -100.00% | 21 | 11 |
| UNKNOWN | 1 | 1 | 0.00% | 4 | 9 |

| VEHICLE RECOVERY ANALYSIS | | | | | |
|---------------------------------|----------|----------|----------|----------|----------|
| | NOV 2021 | NOV 2020 | % CHANGE | YTD 2021 | YTD 2020 |
| STOLEN LOCALLY, RECVD LOCALLY | 0 | 1 | -100.00% | 1 | 1 |
| STOLEN LOCALLY, RECVD BY OTHER | 0 | 4 | -100.00% | 4 | 9 |
| STOLEN OUT OF TOWN, RECVD LOCAL | 0 | 0 | * | 4 | 3 |

| BURGLARY - LOCATION ANALYSIS | | | | | |
|------------------------------|----------|----------|----------|----------|----------|
| | NOV 2021 | NOV 2020 | % CHANGE | YTD 2021 | YTD 2020 |
| RESIDENTIAL | 1 | 4 | -75.00% | 11 | 19 |
| CONSTRUCTION SITE | 0 | 3 | -100.00% | 4 | 5 |
| SITE OF WORSHIP | 0 | 1 | -100.00% | 1 | 1 |
| RESORT | 0 | 0 | * | 18 | 3 |

| TRAFFIC | | | | | |
|----------------------------|----------|----------|----------|----------|----------|
| | NOV 2021 | NOV 2020 | % CHANGE | YTD 2021 | YTD 2020 |
| INJURY COLLISIONS | 1 | 0 | * | 20 | 19 |
| NON-INJURY COLLISIONS | 18 | 3 | 500.00% | 113 | 103 |
| FATAL COLLISIONS | 0 | 0 | * | 0 | 0 |
| TRAFFIC CITATIONS/WARNINGS | 348 | 49 | 610.20% | 3,287 | 1,671 |
| DUI ARRESTS | 4 | 2 | 100.00% | 47 | 27 |

| THEFT - ANALYSIS | | | | | |
|-------------------------------|----------|----------|----------|----------|----------|
| | NOV 2021 | NOV 2020 | % CHANGE | YTD 2021 | YTD 2020 |
| FROM VEHICLE OR VEHICLE PARTS | 4 | 2 | 100.00% | 38 | 43 |
| FROM RESORT | 4 | 2 | 100.00% | 20 | 19 |
| FRAUDULENT ACTIVITIES | 4 | 3 | 33.33% | 58 | 31 |
| ID THEFT | 1 | 2 | -50.00% | 45 | 28 |
| FROM YARD | 0 | 0 | * | 14 | 32 |
| FROM RESIDENCE | 1 | 8 | -87.50% | 13 | 23 |
| PACKAGE/MAIL THEFT | 1 | 8 | -87.50% | 29 | 40 |
| CONSTRUCTION SITE | 0 | 1 | -100.00% | 8 | 5 |
| MEDICAL CENTER | 0 | 0 | * | 1 | 0 |
| WORSHIP SITE | 0 | 0 | * | 2 | 0 |

| TELE-COMMUNICATIONS | | | | | |
|-------------------------|----------|----------|----------|----------|----------|
| | NOV 2021 | NOV 2020 | % CHANGE | YTD 2021 | YTD 2020 |
| DISPATCHED CALLS | 1,190 | 1,188 | 0.17% | 11,073 | 12,217 |
| OFFICER INITIATED | 2,622 | 3,338 | -21.45% | 31,755 | 38,751 |
| ROUTINE CALLS | 1,189 | 1,182 | 0.59% | 11,019 | 12,145 |
| EMERGENCY CALLS | 1 | 6 | -83.33% | 54 | 72 |
| EMERGENCY RESPONSE TIME | 2:46 | 3:10 | -12.63% | * | * |

| THEFT FROM VEHICLE - ANALYSIS | | | | | |
|-------------------------------|----------|----------|----------|----------|----------|
| | NOV 2021 | NOV 2020 | % CHANGE | YTD 2021 | YTD 2020 |
| FORCIBLE ENTRY | 1 | 2 | -50.00% | 9 | 8 |
| NON-FORCIBLE ENTRY | 2 | 1 | 100.00% | 22 | 30 |
| ATTEMPTED | 0 | 0 | * | 0 | 1 |

| ALARM CALLS FOR SERVICE | | | | | |
|-------------------------|----------|----------|----------|----------|----------|
| | NOV 2021 | NOV 2020 | % CHANGE | YTD 2021 | YTD 2020 |
| TOTAL ALARMS | 100 | 114 | -12.28% | 1,376 | 1,401 |
| ASSIST FIRE | 24 | 50 | -52.00% | 281 | 373 |
| FIRE CALLS | 0 | 0 | * | 0 | 2 |

*Cells marked with an asterisk in the percent change field are unable to be calculated because percent change cannot be calculated if the original value is zero.
 **Population figures are obtained from the Arizona Department of Administration and may differ from annual FBI Calculated population figures.
 ***Arizona crime totals provided from FBI UCR website.