



PARADISE VALLEY POLICE DEPARTMENT

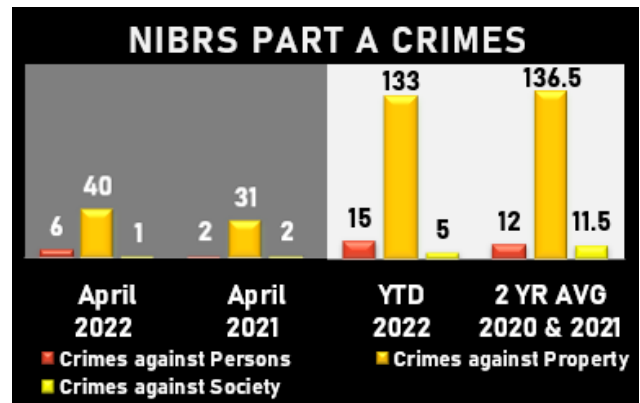
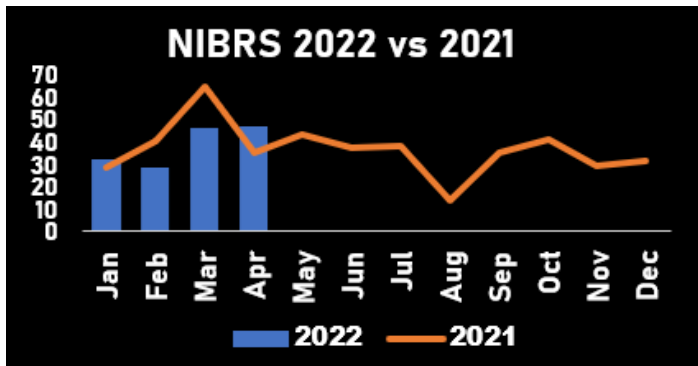
NIBRS
APRIL 2022

Chief Peter Wingert



January 1, 2021, the FBI has retired the UCR Summary Reporting System (SRS) and transitioned to National Incident-Based Reporting System (NIBRS). The FBI's transition to a NIBRS only data collection will improve the nations crime data through rich details and greater specificity of offenses. Due to this change Paradise Valley Police will compare one-year data versus three-year data.

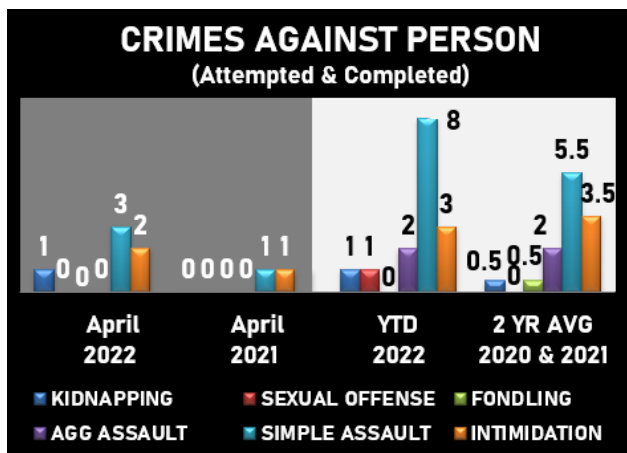
- NIBRS include Crimes against Persons, Property & Society crimes.
 - NIBRS collects data from 52 offenses, plus 10 additional offenses for which only arrests are reported.
- In April, the Paradise Valley Police Department reported 47 crimes to the FBI.
 - There were 6 crimes against person, 40 property crimes and 1 crime against society.



CRIMES AGAINST PERSONS

Crimes Against Persons, e.g., murder, rape, and assault, are those whose victims are always individuals.

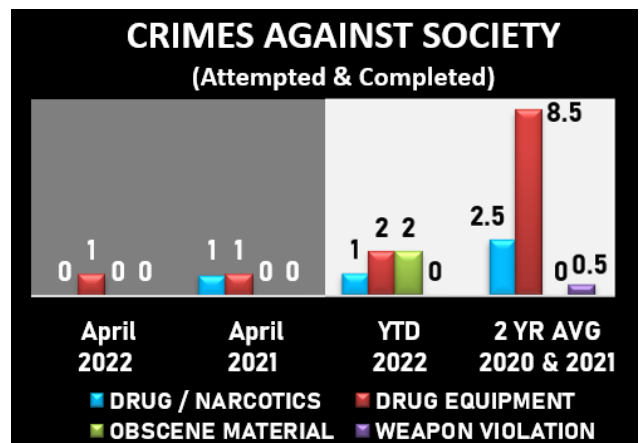
In April, persons crimes consisted of 1 unlawful imprisonment, 3 simple assaults, and 2 intimidation cases.



CRIMES AGAINST SOCIETY

Crimes Against Society, e.g., gambling, prostitution, and drug violations; they are typically crimes in which property is not the object.

In April, society crimes consisted of 1 drug/ narcotic equipment violation.





PARADISE VALLEY POLICE DEPARTMENT

NIBRS APRIL 2022

Chief Peter Wingert



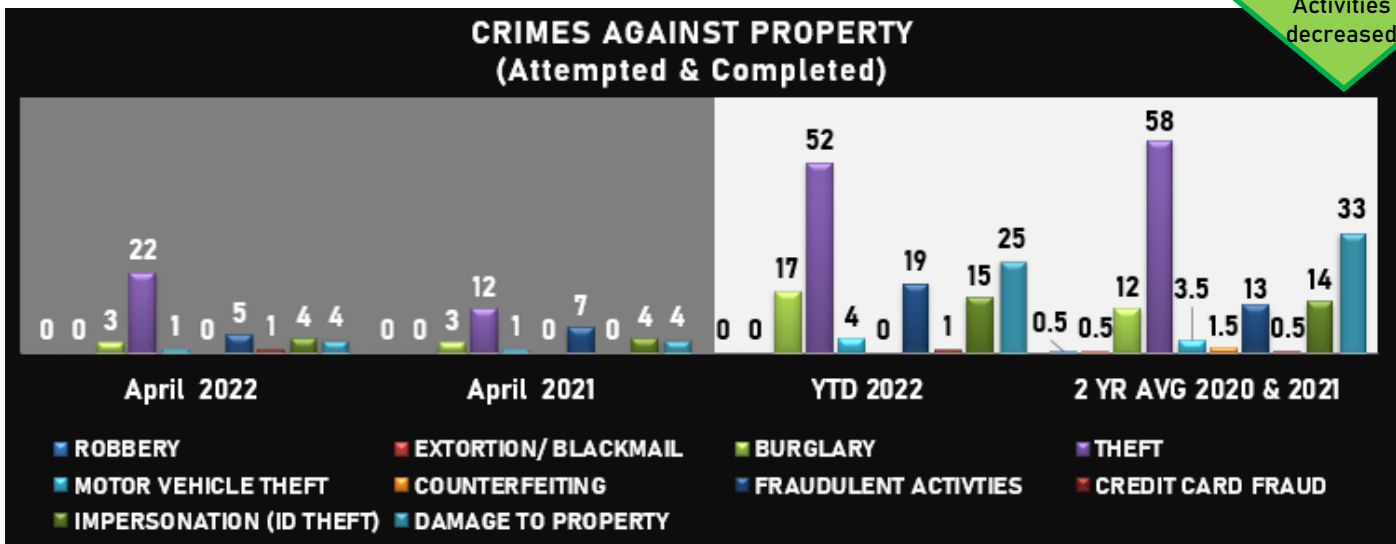
CRIMES AGAINST PROPERTY

Crimes Against Property, e.g., robbery, bribery, and burglary, is to obtain money, property, or some other benefit.

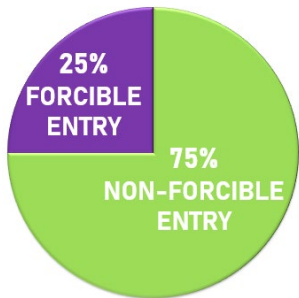
In April, property crimes consisted of 3 burglaries, 22 thefts, 1 motor vehicle theft, 6 fraudulent activities, 4 impersonation (ID theft) and 4 property damage cases.

14%

Fraudulent Activities decreased



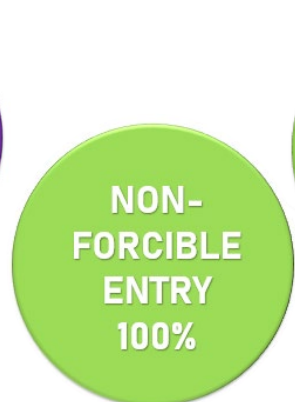
THEFT FROM VEHICLE ANALYSIS



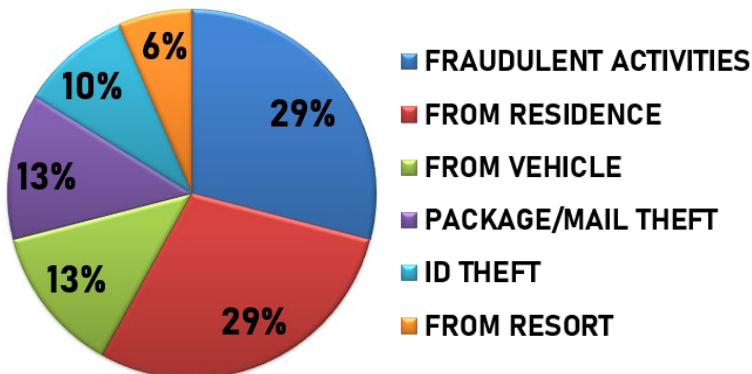
Take your keys, lock your car, and hide your valuables.



BURGLARY ANALYSIS



THEFT ANALYSIS



MOTOR VEHICLE THEFT ANALYSIS





PARADISE VALLEY POLICE DEPARTMENT

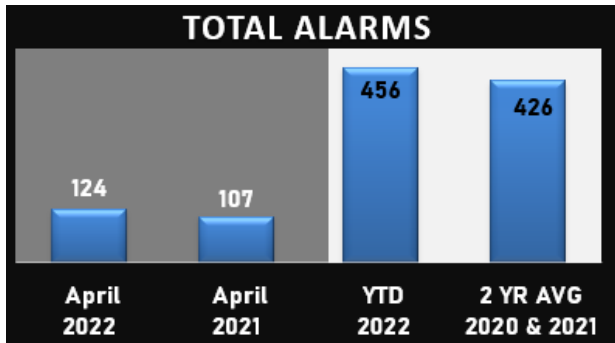
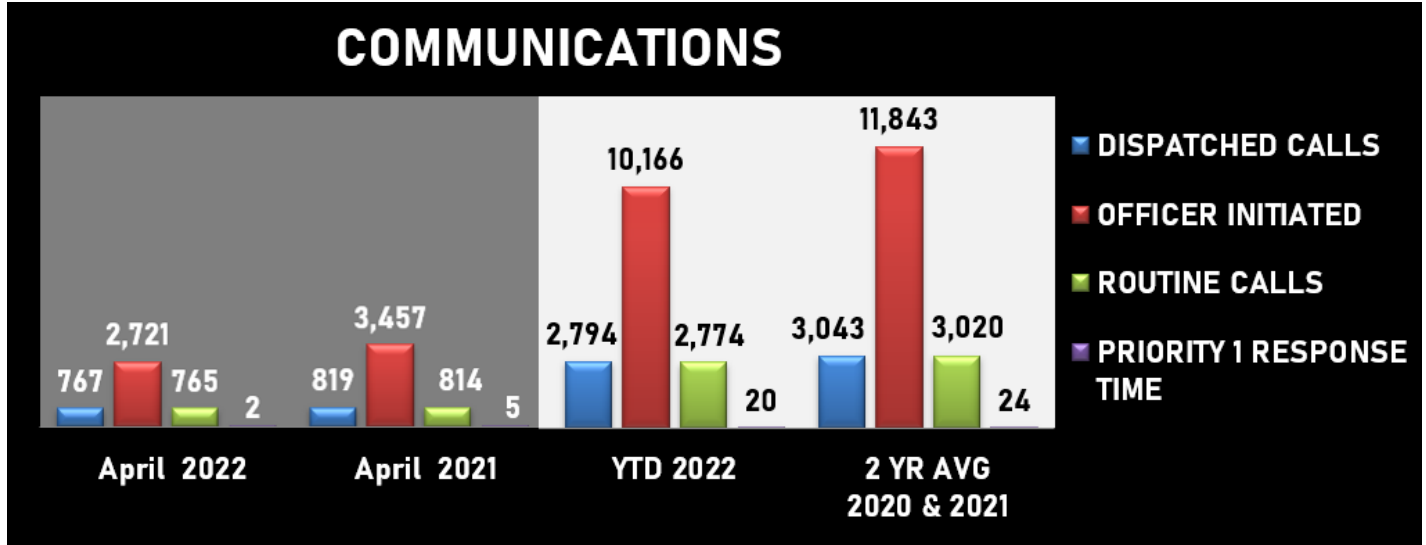


NIBRS APRIL 2022

Chief Peter Wingert

COMMUNICATIONS

In April, there were **767** dispatched calls, **765** routine calls, and **2** priority calls. Officer initiated activity was at **2,721**. The average response time for priority one calls was **4:32**.

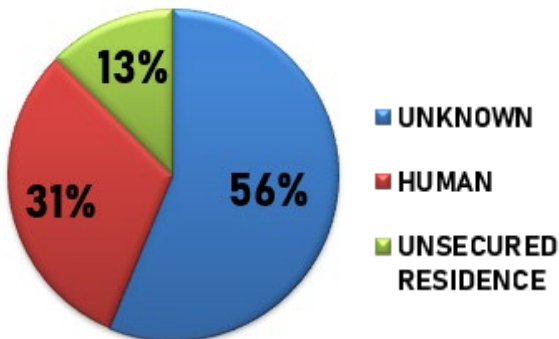


ALARMS- 2021

In April, there were **124** total alarms. Officers assisted Phoenix Fire **28** times in April.



CAUSES OF FALSE ALARMS



DID YOU KNOW.....

- PVPD dispatch or the alarm coordinator can place your system on test anytime so you can check your alarm.
- Alarm activation comes right into our police dispatch center, cutting down on response times.
- Cost is comparable to other monitoring companies, and you are automatically billed through the Towns accounting department.

For more information visit:

<https://www.paradisevalleyaz.gov/421/Alarm-Monitoring>



PARADISE VALLEY POLICE DEPARTMENT



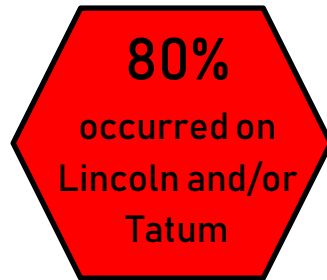
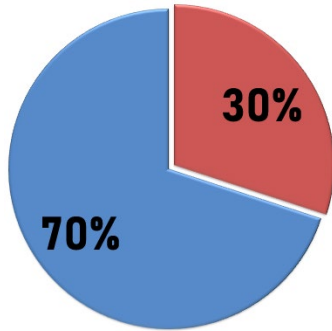
NIBRS
APRIL 2022

Chief Peter Wingert

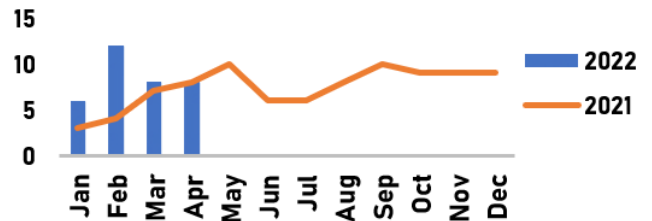
TRAFFIC

In April, there were **3** injury collisions and **7** non-injury collisions.

Officers wrote **229** traffic citations, parking violations and traffic warnings.

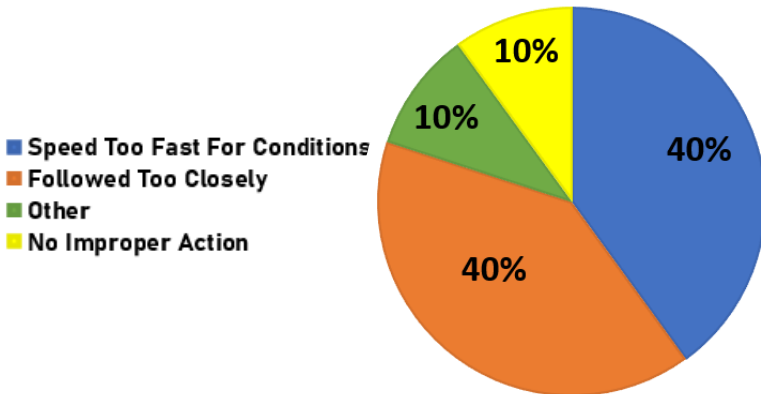


COLLISIONS ON LINCOLN OR TATUM



■ NON-INJURY COLLISIONS ■ INJURY COLLISIONS

BEHAVIORS CAUSING COLLISIONS



TOP 5 CITATION CHARGES

In April, the **top 5** citations were:

- 28-959.01.C- Improper Tint on Windows.
- 28-701.A- Speeding/ Failure to Control Vehicle to Avoid a Collision.
- 28-855.B- Stop Sign Violation.
- 11-2-30A3- Unlawful to park where prohibited by official "No Parking" sign.
- 28-2153.A- Person shall not operate, move, leave standing-motor vehicle while registration is expired.

PROACTIVE POLICING IN APRIL

CITIZEN CONTACT	27
CLOSE PATROL	177
CPTED	13
DDACTS	425
GATED COMMUNITY CHECK	69
HOT SPOT	394
MEDICAL FACILITY CHECK	66
PREMISE CHECK	41
RESORT CHECK	268
SCHOOL CHECK	242
TOWN PROPERTY CHECK	116
TRAILHEAD CHECK	36
VACATION WATCH	109
WORSHIP SITE CHECK	380



PARADISE VALLEY POLICE DEPARTMENT

NIBRS APRIL 2022

Chief Peter Wingert



NIBRS Summary	APRIL 2022	APRIL 2021	% CHANGE	YTD 2022	2 YR AVG 2020 & 2021
CRIMES REPORTED	47	35	34.29%	153	160

YTD CRIMES PER 1,000	2022	2021	% CHANGE	2020 Population**
TOTAL PERSON & PROPERTY INDEX PER 1,000	12.09	13.19	-8.38%	12,658

CRIMES AGAINST PERSONS (Group A Attempted & Completed)					
	APRIL 2022	APRIL 2021	% CHANGE	YTD 2022	2 YR AVG 2020 & 2021
100 Kidnaping/Abduction	1	0	*	1	0.5
11A Rape	0	0	*	1	0
11D Fondling	0	0	*	0	0.5
13A Aggravated Assault	0	0	*	2	2
13B Simple Assault	3	1	200.00%	8	5.5
13C Intimidation	2	1	100.00%	3	3.5
TOTAL PERSONS CRIME	6	2	200.00%	15	12

PROPERTY CRIMES (Group A Attempted & Completed)					
	APRIL 2022	APRIL 2021	% CHANGE	YTD 2022	2 YR AVG 2020 & 2021
120 Robbery	0	0	*	0	0.5
200 Arson	0	0	*	0	0
210 Extortion/Blackmail	0	0	*	0	0.5
220 Burglary/Breaking & Entering	3	3	0.00%	17	12
23F Theft from Motor Vehicle	3	4	-25.00%	12	11.5
23H All Other Larceny	19	8	137.50%	40	46.5
240 Motor Vehicle Theft	1	1	0.00%	4	3.5
250 Counterfeiting/Forgery	0	0	*	0	1.5
26A False Pretense/Swindle	5	7	-28.57%	19	13
26B Credit Card/ATM Fraud	1	0	*	1	0.5
26C Impersonation	4	4	0.00%	15	14
290 Damage to Property	4	4	0.00%	25	33
TOTAL PROPERTY CRIMES	40	31	29.03%	133	136.5

CRIMES AGAINST SOCIETY (Group A Attempted & Completed)					
	APRIL 2022	APRIL 2021	% CHANGE	YTD 2022	2 YR AVG 2020 & 2021
35A Drug/Narcotic Violations	0	1	-100.00%	1	2.5
35B Drug Equipment Violations	1	1	0.00%	2	8.5
370 Pornography/Obscene Material	0	0	*	2	0
520 Weapon Law Violations	0	0	*	0	0.5
TOTAL SOCIETY CRIME	1	2	-50.00%	5	11.5

BURGLARY - METHOD OF ENTRY ANALYSIS					
	APRIL 2022	APRIL 2021	% CHANGE	YTD 2022	2 YR AVG 2020 & 2021
FORCIBLE ENTRY	0	3	-100.00%	3	4.5
NON-FORCIBLE ENTRY	3	0	*	14	7
ATTEMPTED	0	0	*	0	0.5
DAY	2	2	0.00%	5	3
NIGHT	0	1	-100.00%	6	6
UNKNOWN	1	0	*	6	3

TRAFFIC					
	APRIL 2022	APRIL 2021	% CHANGE	YTD 2022	2 YR AVG 2020 & 2021
INJURY COLLISIONS	3	2	50.00%	10	9
NON-INJURY COLLISIONS	7	8	-12.50%	43	34
FATAL COLLISIONS	0	0	*	0	0
TRAFFIC CITATIONS/WARNINGS	229	479	-52.19%	1,117	1,002
DUI ARRESTS	2	7	-71.43%	6	9

BURGLARY - LOCATION ANALYSIS					
	APRIL 2022	APRIL 2021	% CHANGE	YTD 2022	2 YR AVG 2020 & 2021
RESIDENTIAL	3	2	50.00%	11	6
CONSTRUCTION SITE	0	1	-100.00%	2	2
RESORT	0	0	*	4	4

TELE-COMMUNICATIONS					
	APRIL 2022	APRIL 2021	% CHANGE	YTD 2022	2 YR AVG 2020 & 2021
DISPATCHED CALLS	767	819	-6.35%	2,794	3,043
OFFICER INITIATED	2,721	3,457	-21.29%	10,166	11,843
ROUTINE CALLS	765	814	-6.02%	2,774	3,020
PRIORITY 1 CALLS	2	5	-60.00%	20	24
PRIORITY 1 CALL RESPONSE TIME	4:32	4:19	5.02%	*	*

THEFT - ANALYSIS					
	APRIL 2022	APRIL 2021	% CHANGE	YTD 2022	2 YR AVG 2020 & 2021
FROM VEHICLE OR VEHICLE PARTS	4	4	0.00%	13	17.5
FROM RESORT	2	2	0.00%	7	6
FRAUDULENT ACTIVITIES	9	7	28.57%	26	18.5
ID THEFT	3	5	-40.00%	14	16
FROM YARD	0	3	-100.00%	0	12.5
FROM RESIDENCE	9	0	*	16	3
PACKAGE/MAIL THEFT	4	1	300.00%	8	11.5
CONSTRUCTION SITE	0	0	*	0	0.5
MEDICAL CENTER	0	0	*	0	0.5
WORSHIP SITE	0	1	-1	0	0.5
SCHOOL	1	1	*	1	0.5

ALARM CALLS FOR SERVICE					
	APRIL 2022	APRIL 2021	% CHANGE	YTD 2022	2 YR AVG 2020 & 2021
TOTAL ALARMS	124	107	15.89%	456	426
ASSIST FIRE	28	23	21.74%	75	162
FIRE CALLS	0	0	*	0	1

THEFT FROM VEHICLE - ANALYSIS					
	APRIL 2022	APRIL 2021	% CHANGE	YTD 2022	2 YR AVG 2020 & 2021
FORCIBLE ENTRY	1	4	-75.00%	5	4
NON-FORCIBLE ENTRY	3	0	*	7	9

MOTOR VEHICLE THEFT - ANALYSIS					
	APRIL 2022	APRIL 2021	% CHANGE	YTD 2022	2 YR AVG 2020 & 2021
FORCIBLE ENTRY	0	0	*	0	0.5
NON-FORCIBLE ENTRY	1	1	0.00%	3	3

VEHICLE RECOVERY ANALYSIS					
	APRIL 2022	APRIL 2021	% CHANGE	YTD 2022	2 YR AVG 2020 & 2021
STOLEN LOCALLY, RECVD LOCALLY	0	0	*	0	0
STOLEN LOCALLY, RECVD BY OTHER	0	0	*	1	1.5
STOLEN OUT OF TOWN, RECVD LOCAL	1	1	0.00%	2	1.5

*Cells marked with an asterisk in the percent change field are unable to be calculated because percent change cannot be calculated if the original value is zero.

**Population figures are obtained from the Arizona Department of Administration and may differ from annual FBI Calculated population figures.

***Arizona crime totals provided from FBI UCR website.