



PARADISE VALLEY POLICE DEPARTMENT

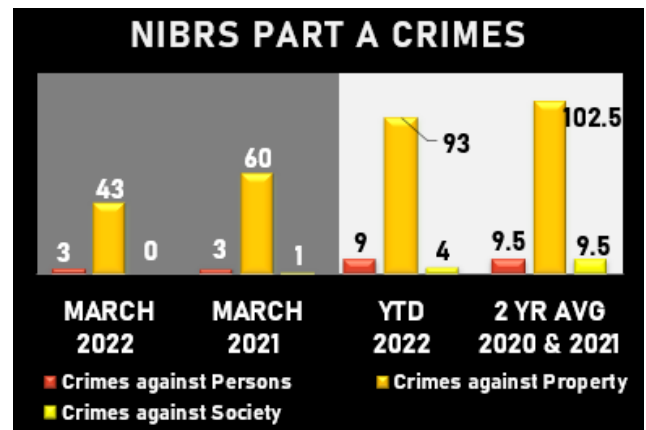
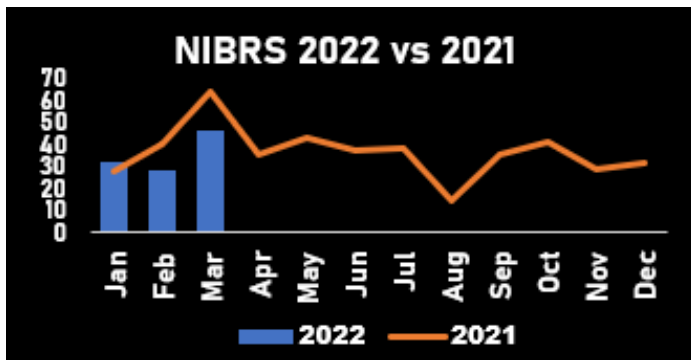


NIBRS MARCH 2022

Chief Peter Wingert

January 1, 2021, the FBI has retired the UCR Summary Reporting System (SRS) and transitioned to National Incident-Based Reporting System (NIBRS). The FBI's transition to a NIBRS only data collection will improve the nations crime data through rich details and greater specificity of offenses. Due to this change Paradise Valley Police will compare one-year data versus three-year data.

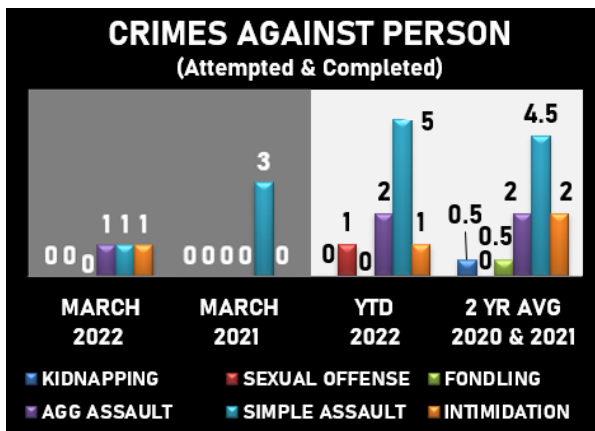
- NIBRS include Crimes against Persons, Property & Society crimes.
 - NIBRS collects data from 52 offenses, plus 10 additional offenses for which only arrests are reported.
- In March, the Paradise Valley Police Department reported 46 crimes to the FBI.
 - There were 3 crimes against person, 43 property crimes and 0 crimes against society.



CRIMES AGAINST PERSONS

Crimes Against Persons, e.g., murder, rape, and assault, are those whose victims are always individuals.

In March, persons crimes consisted of 1 aggravated assault, 1 simple assault, and 1 intimidation case.



CRIMES AGAINST SOCIETY

Crimes Against Society, e.g., gambling, prostitution, and drug violations; they are typically crimes in which property is not the object.

There were 0 crimes against society in March.



PARADISE VALLEY POLICE DEPARTMENT

NIBRS MARCH 2022

Chief Peter Wingert




CRIMES AGAINST PROPERTY

Crimes Against Property, e.g., robbery, bribery, and burglary, is to obtain money, property, or some other benefit.

In March, property crimes consisted of 4 burglaries, 17 thefts, 3 motor vehicle thefts, 5 fraudulent activities, 1 impersonation (ID theft) and 13 property damage cases.

75%

ID Thefts decreased

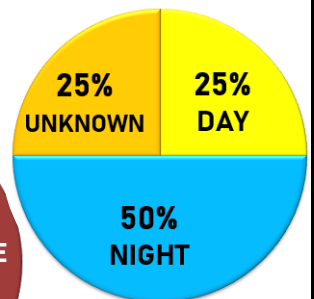
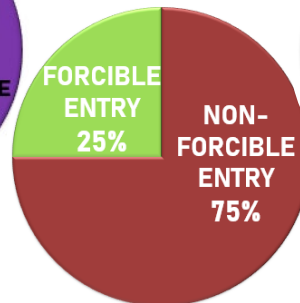
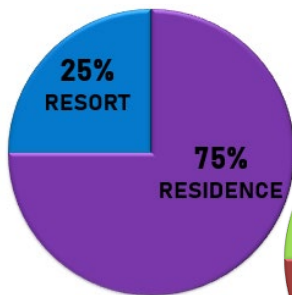


THEFT FROM VEHICLE ANALYSIS

BURGLARY ANALYSIS

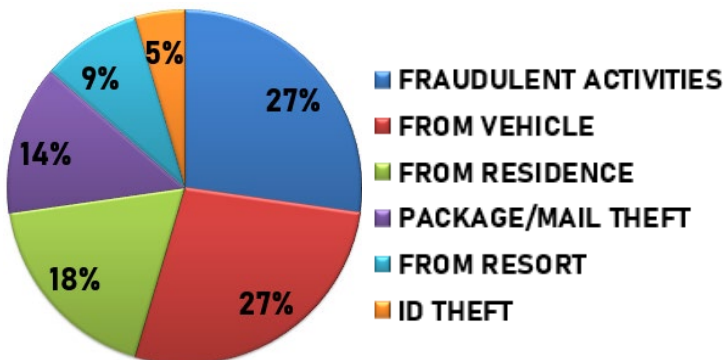


Take your keys, lock your car, and hide your valuables.



THEFT ANALYSIS

MOTOR VEHICLE THEFT ANALYSIS





PARADISE VALLEY POLICE DEPARTMENT

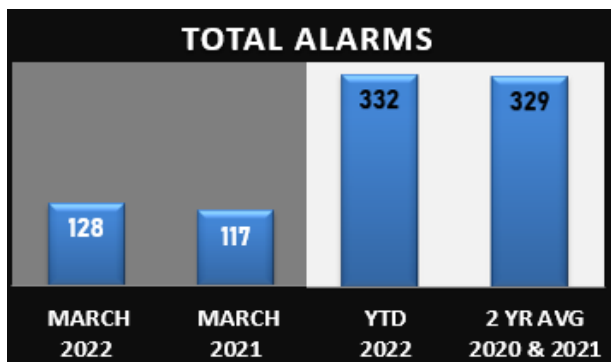
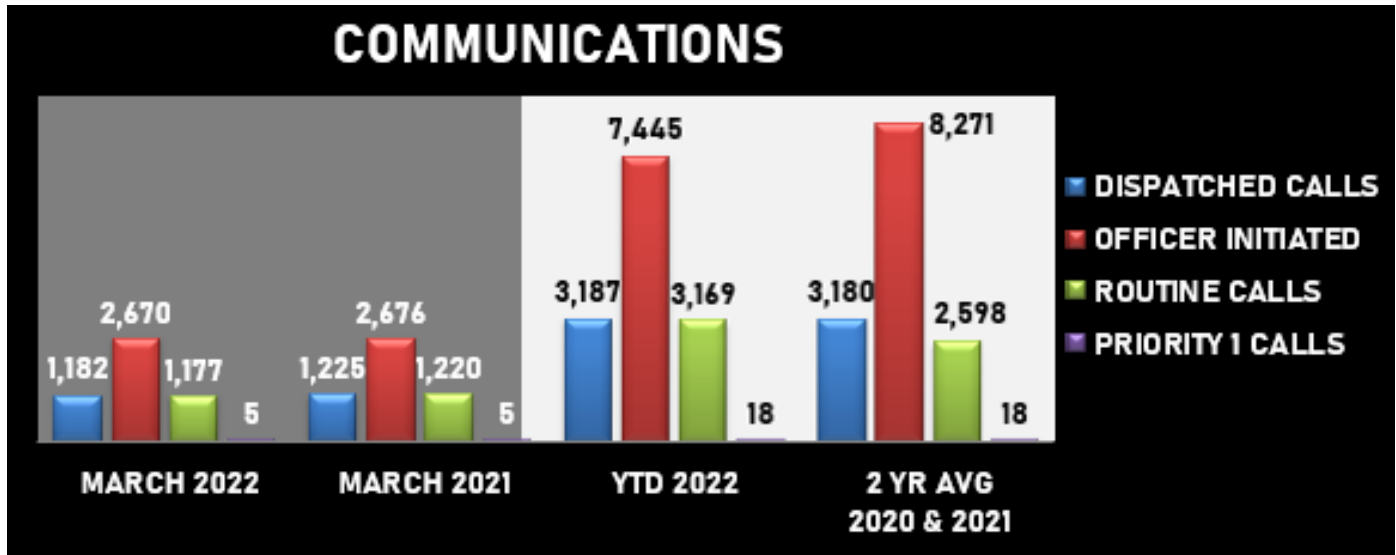


NIBRS MARCH 2022

Chief Peter Wingert

COMMUNICATIONS

In March, there were 1,182 dispatched calls, 1,177 routine calls, and 5 priority calls. Officer initiated activity was at 2,670. The average response time for priority one calls was 4:16.

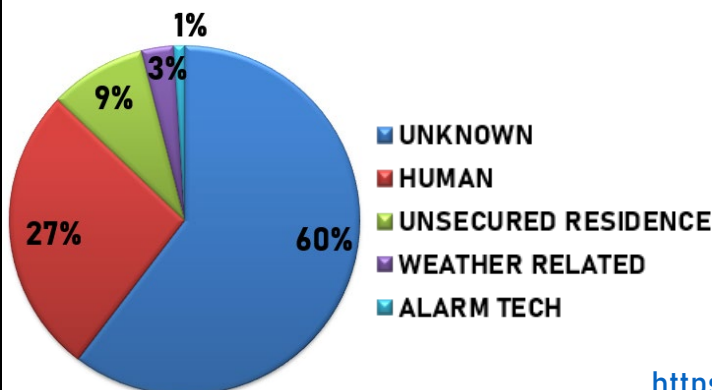


ALARMS- 2021

In March, there were 128 total alarms. Officers assisted Phoenix Fire 17 times in March.



CAUSES OF FALSE ALARMS



DID YOU KNOW.....

- PVPD dispatch or the alarm coordinator can place your system on test anytime so you can check your alarm.
- Alarm activation comes right into our police dispatch center, cutting down on response times.
- Cost is comparable to other monitoring companies, and you are automatically billed through the Towns accounting department.

For more information visit:

<https://www.paradisevalleyaz.gov/421/Alarm-Monitoring>



PARADISE VALLEY POLICE DEPARTMENT



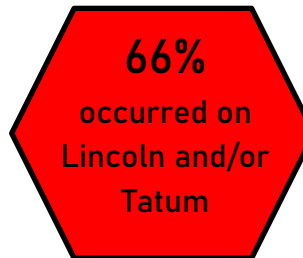
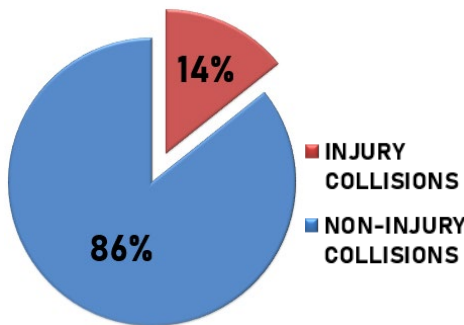
NIBRS MARCH 2022

Chief Peter Wingert

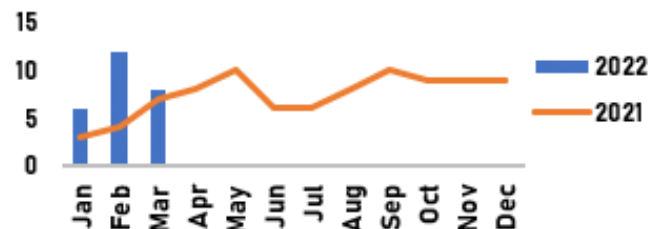
TRAFFIC

In March, there were **2** injury collisions and **12** non-injury collisions.

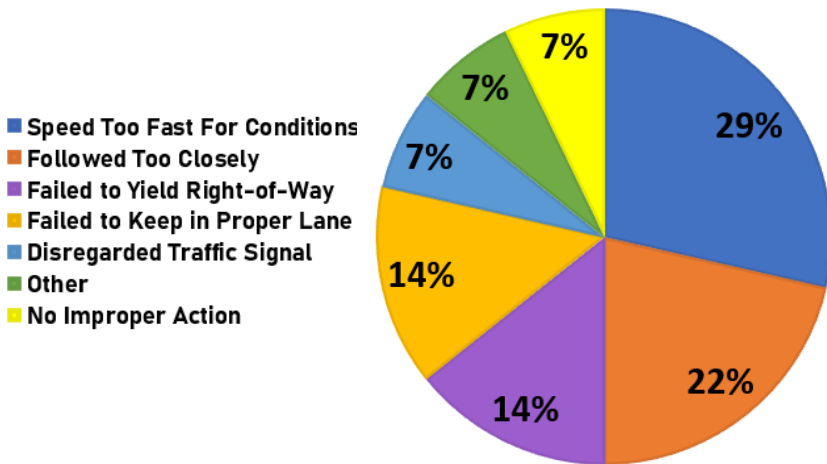
Officers wrote **321** traffic citations, parking violations and traffic warnings.



COLLISIONS ON LINCOLN OR TATUM



BEHAVIORS CAUSING COLLISIONS



TOP 5 CITATION CHARGES

In March, the **top 5** citations were:

- 28-701.A- Speeding/ Failure to Control Vehicle to Avoid a Collision.
- 28-855.B-Stop Sign Violation.
- 11-2-30A3- Unlawful to park where prohibited by official "No Parking" signs - Red Curb.
- 28-924.A-Two Headlamps Required.
- 28-2153.A- Person shall not operate, move, leave standing-motor vehicle while registration is expired.

PROACTIVE POLICING IN MARCH

CITIZEN CONTACT	26
CLOSE PATROL	224
CPTED	14
DDACTS	3
GATED COMMUNITY CHECK	53
HOT SPOT	502
MEDICAL FACILITY CHECK	94
PREMISE CHECK	53
RESORT CHECK	269
SCHOOL CHECK	261
TOWN PROPERTY CHECK	175
TRAILHEAD CHECK	22
VACATION WATCH	88
WORSHIP SITE CHECK	456



PARADISE VALLEY POLICE DEPARTMENT

NIBRS MARCH 2022

Chief Peter Wingert



NIBRS Summary	MARCH 2022	MARCH 2021	% CHANGE	YTD 2022	2 YR AVG 2020 & 2021
CRIMES REPORTED	46	64	-28.13%	106	121.5

YTD CRIMES PER 1,000	2022	2021	% CHANGE	2020 Population**
TOTAL PERSON & PROPERTY INDEX PER 1,000	106	132	-19.70%	12,658

CRIMES AGAINST PERSONS (Group A Attempted & Completed)					
	MARCH 2022	MARCH 2021	% CHANGE	YTD 2022	2 YR AVG 2020 & 2021
100 Kidnapping/Abduction	0	0	*	0	0.5
11A Rape	0	0	*	1	0
11D Fondling	0	0	*	0	0.5
13A Aggravated Assault	1	0	*	2	2
13B Simple Assault	1	3	-66.67%	5	4.5
13C Intimidation	1	0	*	1	2
TOTAL PERSONS CRIME	3	3	0.00%	9	9.5

PROPERTY CRIMES (Group A Attempted & Completed)					
	MARCH 2022	MARCH 2021	% CHANGE	YTD 2022	2 YR AVG 2020 & 2021
120 Robbery	0	0	*	0	0.5
200 Arson	0	0	*	0	0
210 Extortion/Blackmail	0	0	*	0	0
220 Burglary/Breaking & Entering	4	5	-20.00%	14	8.5
23F Theft from Motor Vehicle	6	3	100.00%	9	9
23H All Other Larceny	11	18	-38.89%	21	37.5
240 Motor Vehicle Theft	3	0	*	3	2
250 Counterfeiting/Forgery	0	3	-100.00%	0	1.5
26A False Pretense/Swindle	5	5	0.00%	14	9.5
26B Credit Card/ATM Fraud	0	0	*	0	0.5
26C Impersonation	1	4	-75.00%	11	10.5
290 Damage to Property	13	22	-40.91%	21	23
TOTAL PROPERTY CRIMES	43	60	-28.33%	93	102.5

CRIMES AGAINST SOCIETY (Group A Attempted & Completed)					
	MARCH 2022	MARCH 2021	% CHANGE	YTD 2022	2 YR AVG 2020 & 2021
35A Drug/Narcotic Violations	0	0	*	1	2
35B Drug Equipment Violations	0	1	-100.00%	1	7
370 Pornography/Obscene Material	0	0	*	2	0
520 Weapon Law Violations	0	0	*	0	0.5
TOTAL SOCIETY CRIME	0	1	-100.00%	4	9.5

BURGLARY - METHOD OF ENTRY ANALYSIS					
	MARCH 2022	MARCH 2021	% CHANGE	YTD 2022	2 YR AVG 2020 & 2021
FORCIBLE ENTRY	1	1	0.00%	3	2
NON-FORCIBLE ENTRY	3	4	-25.00%	11	6
ATTEMPTED	0	0	*	0	0.5

	MARCH 2022	MARCH 2021	% CHANGE	YTD 2022	2 YR AVG 2020 & 2021
DAY	1	1	0.00%	3	1.5
NIGHT	2	4	-50.00%	6	4.5
UNKNOWN	1	0	*	5	2.5

TRAFFIC					
	MARCH 2022	MARCH 2021	% CHANGE	YTD 2022	2 YR AVG 2020 & 2021
INJURY COLLISIONS	2	2	0.00%	7	8
NON-INJURY COLLISIONS	12	10	20.00%	36	28
FATAL COLLISIONS	0	0	*	0	0
TRAFFIC CITATIONS/WARNINGS	321	159	101.89%	888	743
DUI ARRESTS	0	6	-100.00%	4	5

BURGLARY - LOCATION ANALYSIS					
	MARCH 2022	MARCH 2021	% CHANGE	YTD 2022	2 YR AVG 2020 & 2021
RESIDENTIAL	3	0	*	8	4
CONSTRUCTION SITE	0	1	-100.00%	2	1
RESORT	1	4	-75.00%	4	4

TELE-COMMUNICATIONS					
	MARCH 2022	MARCH 2021	% CHANGE	YTD 2022	2 YR AVG 2020 & 2021
DISPATCHED CALLS	1,182	1,225	-3.51%	3,187	3,180
OFFICER INITIATED	2,670	2,676	-0.22%	7,445	8,271
ROUTINE CALLS	1,177	1,220	-3.52%	3,169	2,598
PRIORITY 1 CALLS	5	5	0.00%	18	18
PRIORITY 1 CALL RESPONSE TIME	4:16	3:45	13.78%	*	*

THEFT - ANALYSIS					
	MARCH 2022	MARCH 2021	% CHANGE	YTD 2022	2 YR AVG 2020 & 2021
FROM VEHICLE OR VEHICLE PARTS	6	6	0.00%	9	14
FROM RESORT	2	0	*	5	5
FRAUDULENT ACTIVITIES	6	8	-25.00%	17	15
ID THEFT	1	5	-80.00%	11	12
FROM YARD	0	3	-100.00%	0	10.5
FROM RESIDENCE	4	1	300.00%	7	2.5
PACKAGE/MAIL THEFT	3	8	-62.50%	4	8
CONSTRUCTION SITE	0	1	-100.00%	0	0.5
MEDICAL CENTER	0	1	-100.00%	0	0.5

ALARM CALLS FOR SERVICE					
	MARCH 2022	MARCH 2021	% CHANGE	YTD 2022	2 YR AVG 2020 & 2021
TOTAL ALARMS	128	117	9.40%	332	329
ASSIST FIRE	17	55	-69.09%	47	138
FIRE CALLS	0	0	*	0	1

THEFT FROM VEHICLE - ANALYSIS					
	MARCH 2022	MARCH 2021	% CHANGE	YTD 2022	2 YR AVG 2020 & 2021
FORCIBLE ENTRY	3	0	*	4	2
NON-FORCIBLE ENTRY	2	6	-66.67%	4	7.5

MOTOR VEHICLE THEFT - ANALYSIS					
	MARCH 2022	MARCH 2021	% CHANGE	YTD 2022	2 YR AVG 2020 & 2021
FORCIBLE ENTRY	0	0	*	0	0.5
NON-FORCIBLE ENTRY	2	0	*	2	1.5

VEHICLE RECOVERY ANALYSIS					
	MARCH 2022	MARCH 2021	% CHANGE	YTD 2022	2 YR AVG 2020 & 2021
STOLEN LOCALLY, RECVD LOCALLY	0	0	*	0	0
STOLEN LOCALLY, RECVD BY OTHER	1	0	*	1	0.5
STOLEN OUT OF TOWN, RECVD LOCAL	0	1	-100.00%	1	1

*Cells marked with an asterisk in the percent change field are unable to be calculated because percent change cannot be calculated if the original value is zero.
 **Population figures are obtained from the Arizona Department of Administration and may differ from annual FBI Calculated population figures.
 ***Arizona crime totals provided from FBI UCR website.