



PARADISE VALLEY POLICE DEPARTMENT

NIBRS

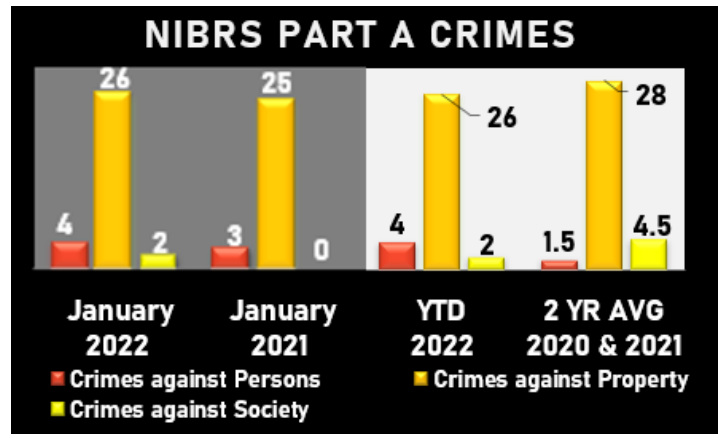
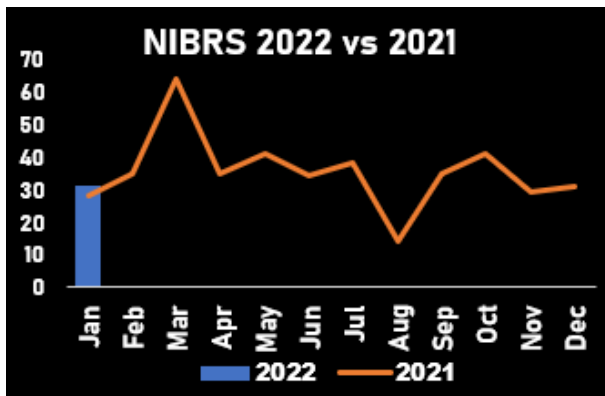
JANUARY 2022

Chief Peter Wingert



January 1, 2021, the FBI has retired the UCR Summary Reporting System (SRS) and transitioned to National Incident-Based Reporting System (NIBRS). The FBI's transition to a NIBRS only data collection will improve the nations crime data through rich details and greater specificity of offenses. Due to this change Paradise Valley Police will compare one-year data versus three-year data.

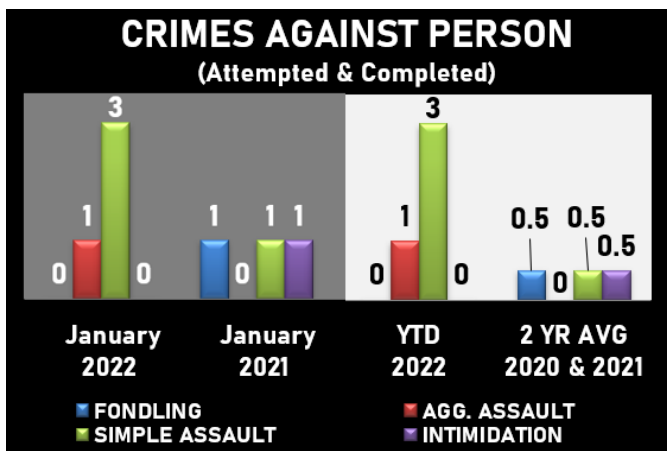
- NIBRS include Crimes against Persons, Property & Society crimes.
 - NIBRS collects data from 52 offenses, plus 10 additional offenses for which only arrests are reported.
- In January, the Paradise Valley Police Department reported 32 crimes to the FBI.
 - There were 4 crimes against person, 25 property crimes and 2 crimes against society.



CRIMES AGAINST PERSONS

Crimes Against Persons, e.g., murder, rape, and assault, are those whose victims are always individuals.


In January, persons crimes consisted of 1 aggravated assault and 3 simple assaults.



CRIMES AGAINST SOCIETY

Crimes Against Society, e.g., gambling, prostitution, and drug violations; they are typically crimes in which property is not the object.

In January, society crimes consisted of 1 drug/narcotic violation and 1 obscene material violation.





PARADISE VALLEY POLICE DEPARTMENT

NIBRS

JANUARY 2022

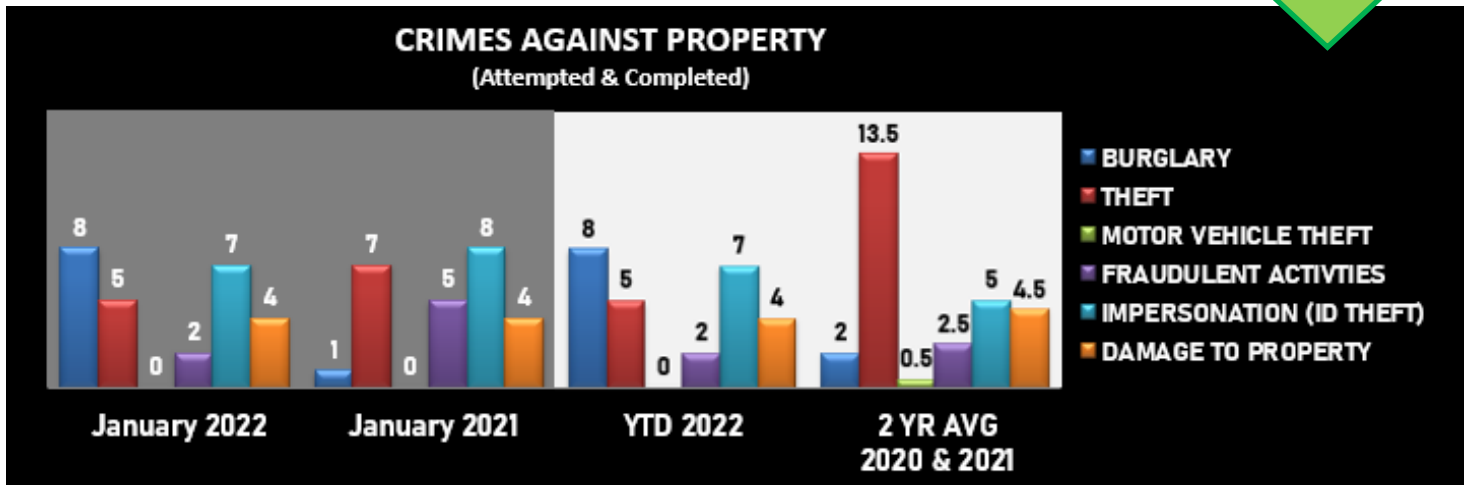
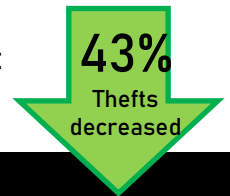
Chief Peter Wingert



CRIMES AGAINST PROPERTY

Crimes Against Property, e.g., robbery, bribery, and burglary, is to obtain money, property, or some other benefit.

In January, property crimes consisted of 8 burglaries, 5 thefts, 2 fraudulent activities, 7 impersonations (ID theft) and 4 property damage cases.

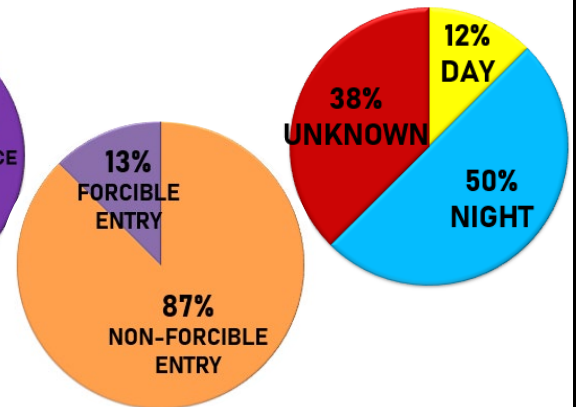
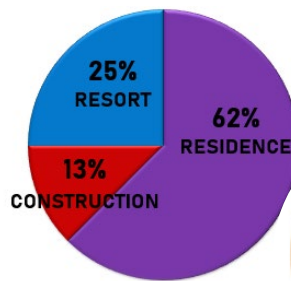


THEFT FROM VEHICLE ANALYSIS

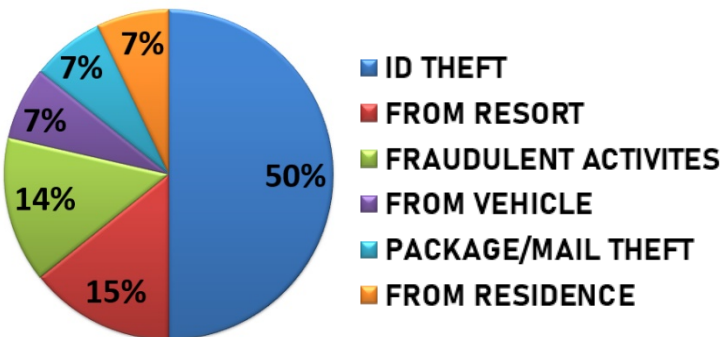


*Take your keys,
lock your car,
and hide your
valuables.*

BURGLARY ANALYSIS



THEFT ANALYSIS



MOTOR VEHICLE THEFT ANALYSIS

There were 0 Motor Vehicle Thefts in January.



PARADISE VALLEY POLICE DEPARTMENT

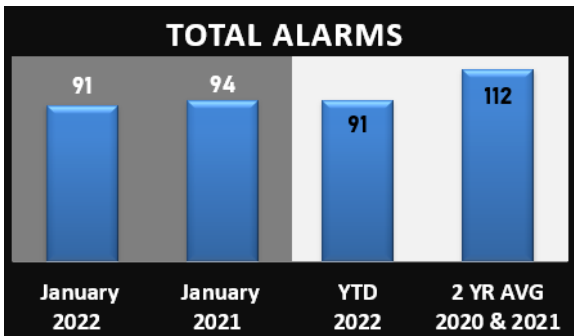
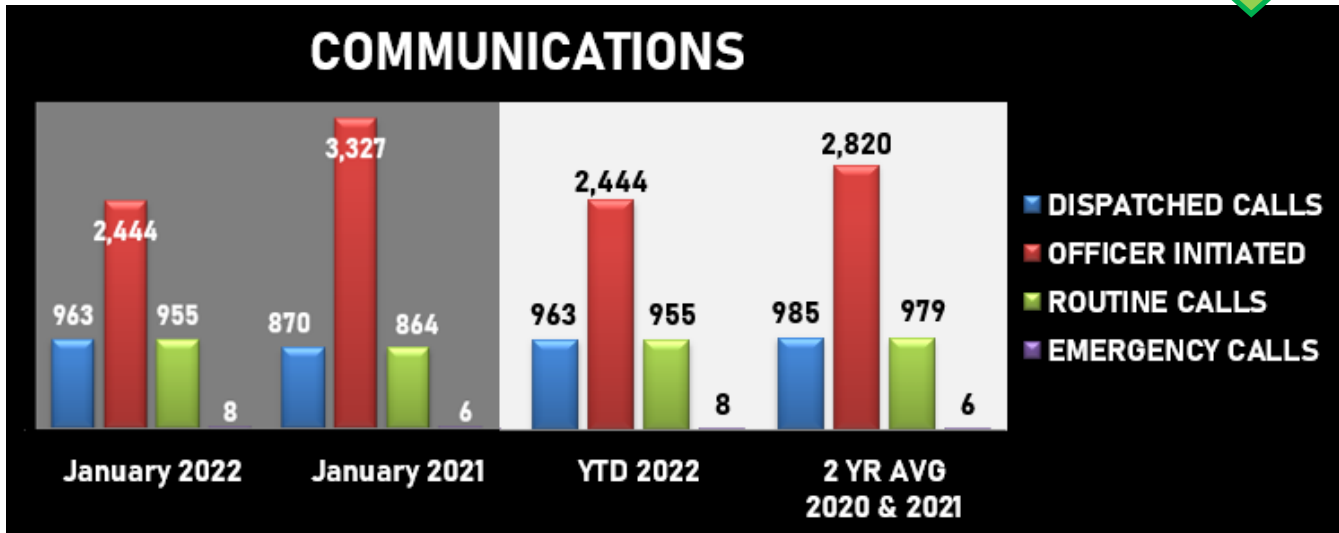


NIBRS JANUARY 2022

Chief Peter Wingert

COMMUNICATIONS

In January, there were 963 dispatched calls, 955 routine calls, and 8 priority calls. Officer initiated activity was at 2,444. The average response time for priority one calls was 3:54.

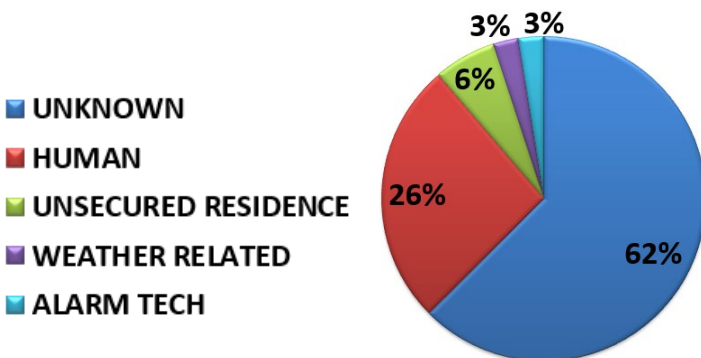


ALARMS- 2021

In January, there were 91 total alarms. Officers assisted Phoenix Fire 11 times in January.



CAUSES OF FALSE ALARMS



DID YOU KNOW.....

- PVPD is one of a handful of police agencies in the nation that monitor our residents' alarms.
- Alarm activation comes right into our police dispatch center, cutting down on response times.
- Cost is comparable to other monitoring companies, and you are automatically billed through the Towns accounting department.

For more information visit:

<https://www.paradisevalleyaz.gov/421/Alarm-Monitoring>



PARADISE VALLEY POLICE DEPARTMENT



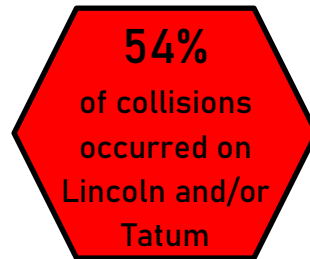
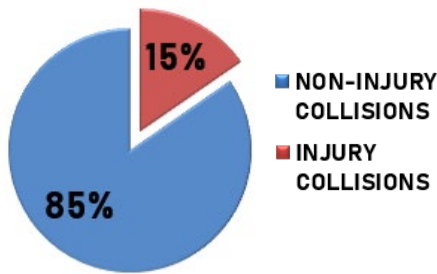
NIBRS JANUARY 2022

Chief Peter Wingert

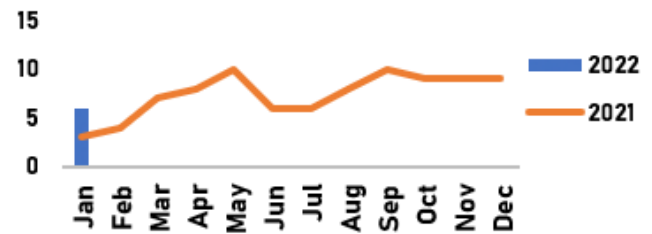
TRAFFIC

In January, there were **2** injury collisions and **11** non-injury collisions. In January, there were **4** DUI arrests.

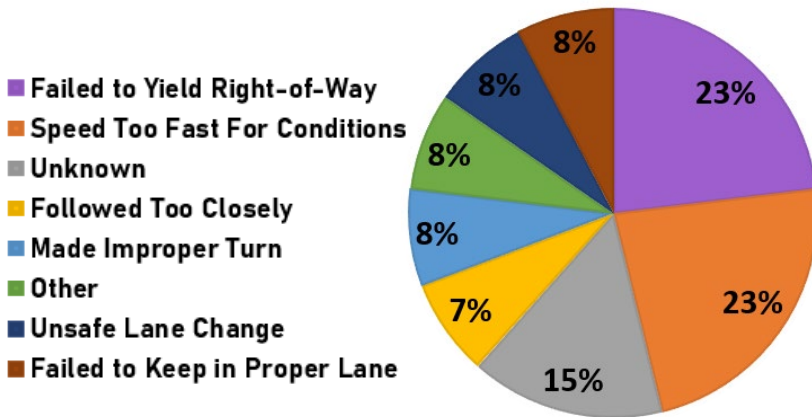
Officers wrote **288** traffic citations, parking violations and traffic warnings in January.



COLLISIONS ON LINCOLN OR TATUM



BEHAVIORS CAUSING COLLISIONS



TOP 5 CITATION CHARGES

In January, the **top 5** citations were:

- 28-701.A- Speeding/ Failure to Control Vehicle to Avoid a Collision.
- 28-855.B-Stop Sign Violation.
- 11-2-30A3- Unlawful to park where prohibited by official "No Parking" signs - Red Curb.
- 28-924.A-Two Headlamps Required.
- 28-2153.A- Person shall not operate, move, leave standing-motor vehicle while registration is expired.

PROACTIVE POLICING IN JANUARY

CITIZEN CONTACT	327
CLOSE PATROL	4,140
CPTED	100
DDACTS	1,041
GATED COMMUNITY CHECK	1,210
HOT SPOT	5,975
MEDICAL FACILITY CHECK	1,303
PREMISE CHECK	1,267
RESORT CHECK	3,097
SCHOOL CHECK	3,548
TOWN PROPERTY CHECK	1,075
TRAILHEAD CHECK	331
VACATION WATCH	2,746
WORSHIP SITE CHECK	5,615



PARADISE VALLEY POLICE DEPARTMENT

NIBRS

JANUARY 2022

Chief Peter Wingert



NIBRS Summary	JAN 2022	JAN 2021	% CHANGE	YTD 2022	2 YR AVG 2020 & 2021
CRIMES REPORTED	32	28	14.29%	32	33.5

YTD CRIMES PER 1,000	2022	2021	% CHANGE	2020 Population**
TOTAL PERSON & PROPERTY INDEX PER 1,000	32	28	14.29%	12,658

CRIMES AGAINST PERSONS (Group A Attempted & Completed)						
	JAN 2022	JAN 2021	% CHANGE	YTD 2022	2 YR AVG 2020 & 2021	
11D Fondling	0	1	-100.00%	0	0.5	
13A Aggravated Assault	1	0	*	1	0	
13B Simple Assault	3	1	200.00%	3	0.5	
13C Intimidation	0	1	-100.00%	0	0.5	
TOTAL PERSONS CRIME	4	3	33.33%	4	1.5	

PROPERTY CRIMES (Group A Attempted & Completed)						
	JAN 2022	JAN 2021	% CHANGE	YTD 2022	2 YR AVG 2020 & 2021	
220 Burglary/Breaking & Entering	8	1	700.00%	8	2	
23F Theft from Motor Vehicle	1	3	-66.67%	1	3	
23H All Other Larceny	4	4	0.00%	4	10.5	
240 Motor Vehicle Theft	0	0	*	0	0.5	
26A False Pretense/Swindle	2	5	-60.00%	2	2.5	
26C Impersonation	7	8	-12.50%	7	5	
290 Damage to Property	4	4	0.00%	4	4.5	
TOTAL PROPERTY CRIMES	26	25	4.00%	26	28	

CRIMES AGAINST SOCIETY (Group A Attempted & Completed)						
	JAN 2022	JAN 2021	% CHANGE	YTD 2022	2 YR AVG 2020 & 2021	
35A Drug/Narcotic Violations	1	0	*	1	1	
35B Drug Equipment Violations	0	0	*	0	3	
370 Pornography/Obscene Material	1	0	*	1	0.5	
TOTAL SOCIETY CRIME	2	0	*	2	4.5	

BURGLARY - METHOD OF ENTRY ANALYSIS						
	JAN 2022	JAN 2021	% CHANGE	YTD 2022	2 YR AVG 2020 & 2021	
FORCIBLE ENTRY	1	0	*	1	0.5	
NON-FORCIBLE ENTRY	7	1	600.00%	7	1.5	
TOTAL	8	1	700.00%	8	2	

TRAFFIC						
	JAN 2022	JAN 2021	% CHANGE	YTD 2022	2 YR AVG 2020 & 2021	
INJURY COLLISIONS	2	4	-50.00%	2	3	
NON-INJURY COLLISIONS	11	4	175.00%	11	9	
FATAL COLLISIONS	0	0	*	0	0	
TRAFFIC CITATIONS/WARNINGS	288	57	405.26%	288	264	
DUI ARRESTS	4	2	100.00%	4	2	

BURGLARY - LOCATION ANALYSIS						
	JAN 2022	JAN 2021	% CHANGE	YTD 2022	2 YR AVG 2020 & 2021	
RESIDENTIAL	5	1	400.00%	5	2	
CONSTRUCTION SITE	1	0	*	1	0	
RESORT	2	0	*	2	0	

TELE-COMMUNICATIONS						
	JAN 2022	JAN 2021	% CHANGE	YTD 2022	2 YR AVG 2020 & 2021	
DISPATCHED CALLS	963	870	10.69%	963	985	
OFFICER INITIATED	2,444	3,327	-26.54%	2,444	2,820	
ROUTINE CALLS	955	864	10.53%	955	979	
PRIORITY 1 CALLS	8	6	33.33%	8	6	
PRIORITY 1 CALL RESPONSE TIME	3:54	4:57	-21.21%	*	*	

THEFT - ANALYSIS						
	JAN 2022	JAN 2021	% CHANGE	YTD 2022	2 YR AVG 2020 & 2021	
FROM VEHICLE OR VEHICLE PARTS	1	4	-75.00%	1	5.5	
FROM RESORT	2	1	100.00%	2	1	
FRAUDULENT ACTIVITIES	2	7	-71.43%	2	4.5	
ID THEFT	7	7	0.00%	7	4.5	
FROM YARD	0	0	*	0	4	
FROM RESIDENCE	1	0	*	1	1	
PACKAGE/MAIL THEFT	1	1	0.00%	1	0.5	

ALARM CALLS FOR SERVICE						
	JAN 2022	JAN 2021	% CHANGE	YTD 2022	2 YR AVG 2020 & 2021	
TOTAL ALARMS	91	94	-3.19%	91	112	
ASSIST FIRE	11	60	-81.67%	11	46	

THEFT FROM VEHICLE - ANALYSIS						
	JAN 2022	JAN 2021	% CHANGE	YTD 2022	2 YR AVG 2020 & 2021	
FORCIBLE ENTRY	0	1	-100.00%	0	0.5	
NON-FORCIBLE ENTRY	1	2	-50.00%	1	2.5	

MOTOR VEHICLE THEFT - ANALYSIS						
	JAN 2022	JAN 2021	% CHANGE	YTD 2022	2 YR AVG 2020 & 2021	
FORCIBLE ENTRY	0	0	*	0	0	
NON-FORCIBLE ENTRY	0	0	*	0	0.5	

*Cells marked with an asterisk in the percent change field are unable to be calculated because percent change cannot be calculated if the original value is zero.
 **Population figures are obtained from the Arizona Department of Administration and may differ from annual FBI Calculated population figures.
 ***Arizona crime totals provided from FBI UCR website.