



PARADISE VALLEY POLICE DEPARTMENT

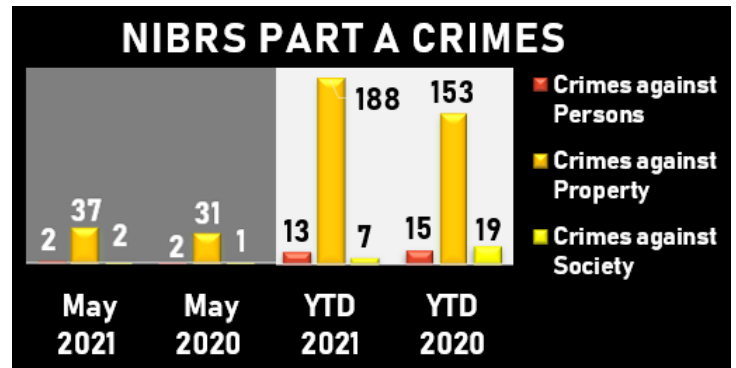
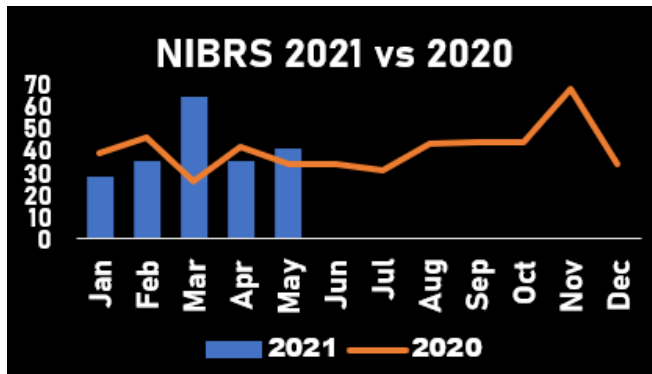
NIBRS MAY 2021

Chief Peter Wingert



January 1, 2021, the FBI has retired the UCR Summary Reporting System (SRS) and transitioned to National Incident-Based Reporting System (NIBRS). The FBI's transition to a NIBRS only data collection will improve the nations crime data through rich details and greater specificity of offenses. Due to this change Paradise Valley Police will compare one-year data versus three-year data.

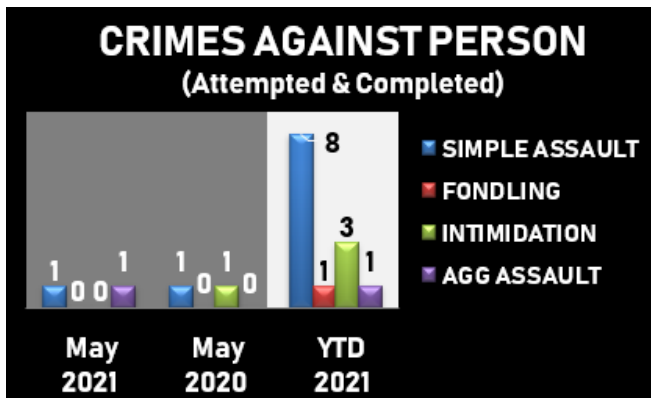
- NIBRS include: Crimes against Persons, Property & Society crimes.
 - NIBRS collects data from 52 offenses, plus 10 additional offenses for which only arrests are reported.
- In May, the Paradise Valley Police Department reported 41 crimes to the FBI.
 - There were 2 crime against persons, 37 property crimes and 2 crime against society.



CRIMES AGAINST PERSONS

Crimes Against Persons, e.g., murder, rape, and assault, are those whose victims are always individuals.

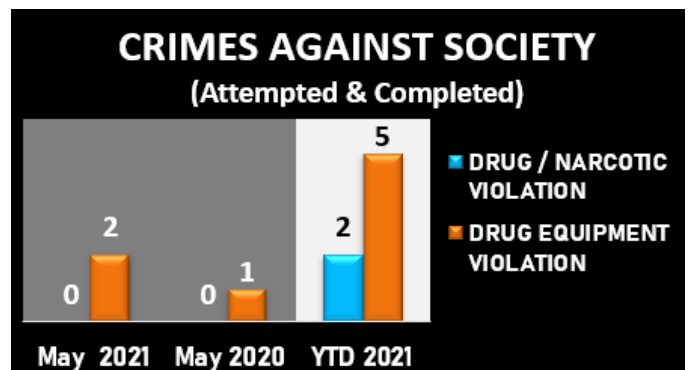
In May, persons crimes consisted of 1 simple assault and 1 aggravated assault against an officer case.



CRIMES AGAINST SOCIETY

Crimes Against Society, e.g., gambling, prostitution, and drug violations; they are typically crimes in which property is not the object.

In May, society crimes consisted of 2 drug /narcotic violations.





PARADISE VALLEY POLICE DEPARTMENT

NIBRS MAY 2021

Chief Peter Wingert

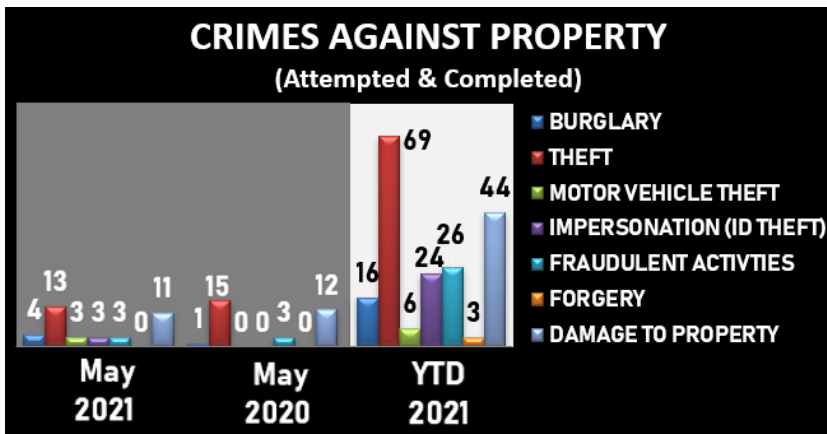
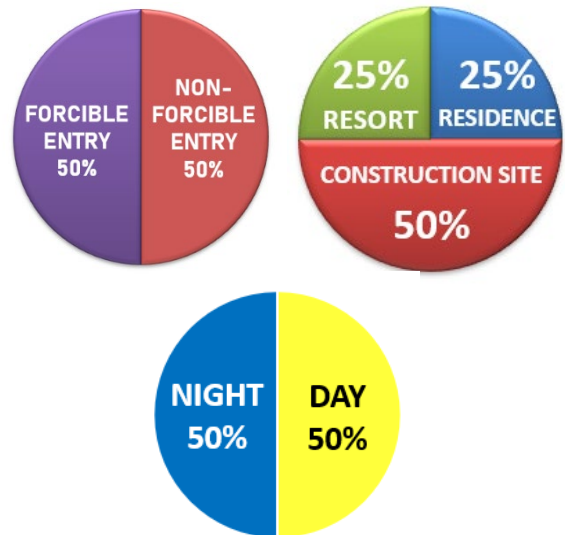


CRIMES AGAINST PROPERTY

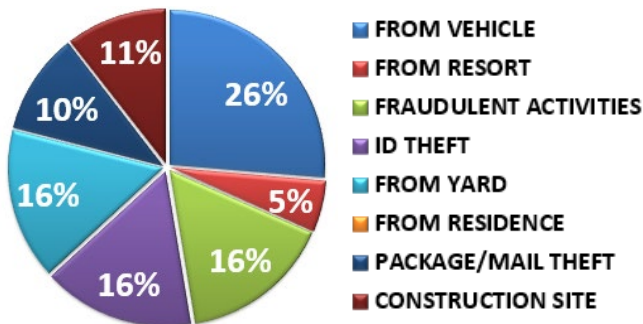
Crimes Against Property, e.g., robbery, bribery, and burglary, is to obtain money, property, or some other benefit.

In May, property crimes consisted **4** burglaries, **13** thefts, **3** impersonation (ID theft), **3** fraudulent activities, **11** property damage cases and **3** motor vehicle thefts.

BURGLARY ANALYSIS



THEFT ANALYSIS

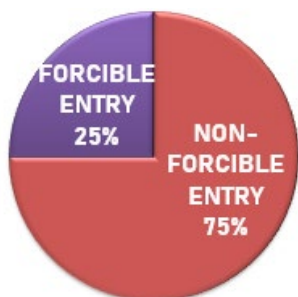


MOTOR VEHICLE THEFT ANALYSIS



PROACTIVE POLICING

THEFT FROM VEHICLE ANALYSIS



*Take your keys,
lock your car,
and hide your
valuables.*

PROACTIVE POLICING MAY 2021

CITIZEN CONTACT	22
CLOSE PATROL	352
CPTED	10
DDACTS	129
GATED COMMUNITY CHECK	87
HOT SPOT	494
MEDICAL FACILITY CHECK	102
PREMISE CHECK	102
RESORT CHECK	238
SCHOOL CHECK	333
TOWN PROPERTY CHECK	118
TRAILHEAD CHECK	40
VACATION WATCH	253
WORSHIP SITE CHECK	461



PARADISE VALLEY POLICE DEPARTMENT



NIBRS MAY 2021

Chief Peter Wingert

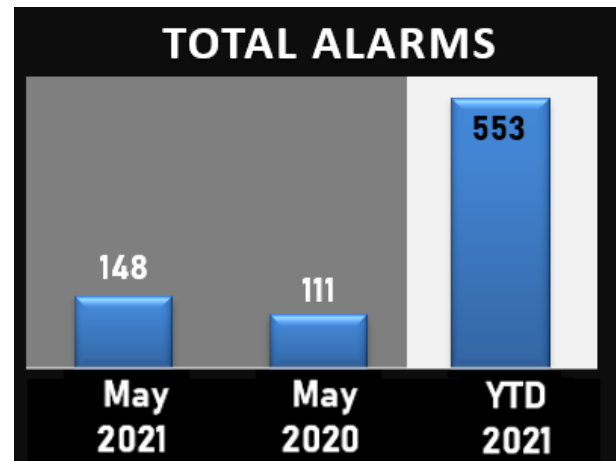
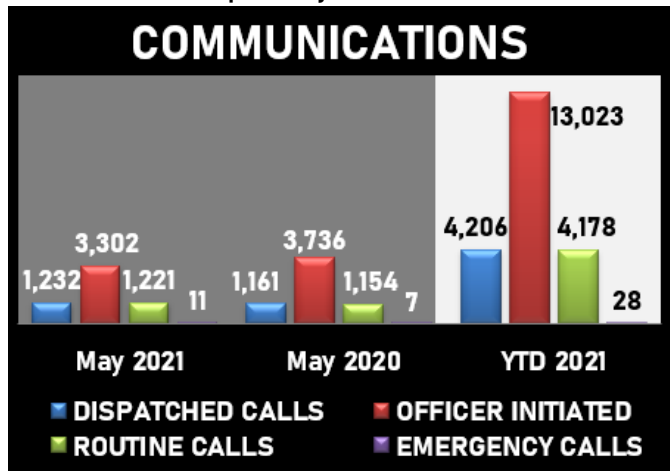
COMMUNICATIONS

Emergency Calls increased
57%

In May, there were **1,221** routine calls, **1,232** dispatched calls, and **11** emergency calls. Officer Initiated Activity was at **3,302**. The average response time for priority one calls was **3:03**.

In May, there were **148** alarms. Officers assisted Phoenix Fire **27** times in May.

Alarms increased
33%

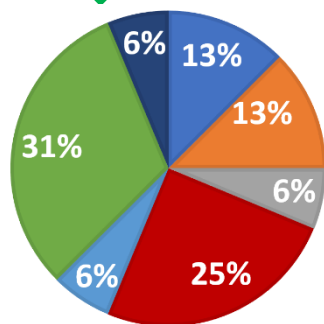


TRAFFIC

Injury Collisions decreased
50%

In May, there were **14** non-injury collisions and **1** injury collision.

Officers wrote **423** traffic citations, parking violations and traffics warnings in May.

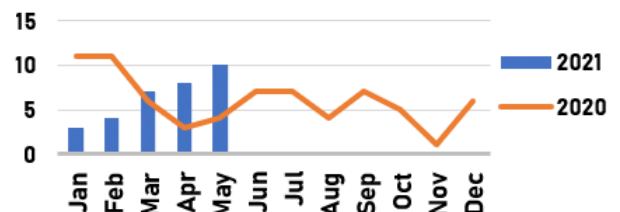


- Failed to Keep in Proper Lane
- Made Improper Turn
- Unsafe Lane Change
- Speed Too Fast For Conditions
- Ran Stop Sign
- Failed to Yield Right-of-Way
- Hit and Run



66% of collisions occurred on Lincoln and/or Tatum

COLLISIONS ON LINCOLN OR TATUM





PARADISE VALLEY POLICE DEPARTMENT

NIBRS MAY 2021

Chief Peter Wingert



NIBRS Summary	MAY 2021	MAY 2020	% CHANGE	YTD 2021
CRIMES REPORTED	41	34	20.59%	208

CRIMES AGAINST PERSONS (Group A Attempted & Completed)				
	MAY 2021	MAY 2020	% CHANGE	YTD 2021
11D Fondling	0	0	*	1
13A Aggravated Assault	1	0	*	1
13B Simple Assault	1	1	0.00%	8
13C Intimidation	0	1	-100.00%	3
TOTAL PERSONS CRIME	2	2	0.00%	13

CRIMES AGAINST SOCIETY (Group A Attempted & Completed)				
	MAY 2021	MAY 2020	% CHANGE	YTD 2021
35A Drug/Narcotic Violations	0	0	*	2
35B Drug Equipment Violations	2	1	100.00%	5
TOTAL SOCIETY CRIME	2	1	100.00%	7

MOTOR VEHICLE THEFT- ANALYSIS				
	MAY 2021	MAY 2020	% CHANGE	YTD 2021
FORCIBLE ENTRY	0	0	*	1
NON-FORCIBLE ENTRY	3	0	*	5

VEHICLE RECOVERY ANALYSIS				
	MAY 2021	MAY 2020	% CHANGE	YTD 2021
STOLEN LOCALLY, RECVD BY OTHER	3	0	*	3
STOLEN OUT OF TOWN, RECVD LOCAL	1	0	*	3

TRAFFIC				
	MAY 2021	MAY 2020	% CHANGE	YTD 2021
INJURY COLLISIONS	1	2	-50.00%	12
NON-INJURY COLLISIONS	14	7	100.00%	41
TRAFFIC CITATIONS/WARNINGS	423	77	449.35%	1,208
DUI ARRESTS	4	4	0.00%	20

TELE-COMMUNICATIONS				
	MAY 2021	MAY 2020	% CHANGE	YTD 2021
DISPATCHED CALLS	1,232	1,161	6.12%	4,206
OFFICER INITIATED	3,302	3,736	-11.62%	13,023
ROUTINE CALLS	1,221	1,154	5.81%	4,178
EMERGENCY CALLS	11	7	57.14%	28
EMERGENCY RESPONSE TIME	3:03	3:01	1.10%	*

ALARM CALLS FOR SERVICE				
	MAY 2021	MAY 2020	% CHANGE	YTD 2021
TOTAL ALARMS	148	111	33.33%	553
ASSIST FIRE	27	25	8.00%	159
FIRE CALLS	0	0	*	0

YTD CRIMES PER 1,000	2021	2020	% CHANGE	
TOTAL PERSON & PROPERTY INDEX PER 1,000	208	187	11.23%	2019 Population** 14,637
***IN 2019, ARIZONA AVERAGE WAS 28.95 CRIMES PER 1,000				
***IN 2018, PARADISE VALLEY WAS ARIZONA'S 2ND SAFEST MUNICIPALITY				

PROPERTY CRIMES (Group A Attempted & Completed)				
	MAY 2021	MAY 2020	% CHANGE	YTD 2021
220 Burglary/Breaking & Entering	4	1	300.00%	16
23F Theft from Motor Vehicle	3	2	50.00%	18
23H All Other Larceny	10	13	-23.08%	51
240 Motor Vehicle Theft	3	0	*	6
250 Counterfeiting/Forgery	0	0	*	3
26A False Pretense/Swindle	3	2	50.00%	26
26B Credit Card/ATM Fraud	0	1	-100.00%	0
26C Impersonation	3	0	*	24
290 Damage to Property	11	12	-8.33%	44
TOTAL PROPERTY CRIMES	37	31	19.35%	188

BURGLARY - METHOD OF ENTRY ANALYSIS				
	MAY 2021	MAY 2020	% CHANGE	YTD 2021
FORCIBLE ENTRY	2	1	100.00%	6
NON-FORCIBLE ENTRY	2	0	*	10

BURGLARY - LOCATION ANALYSIS				
	MAY 2021	MAY 2020	% CHANGE	YTD 2021
DAY	2	1	100.00%	5
NIGHT	2	0	*	11

BURGLARY - LOCATION ANALYSIS				
	MAY 2021	MAY 2020	% CHANGE	YTD 2021
RESIDENTIAL	1	1	0.00%	4
CONSTRUCTION SITE	2	0	*	3
SITE OF WORSHIP	0	0	*	1
RESORT	1	0	*	8

THEFT - ANALYSIS				
	MAY 2021	MAY 2020	% CHANGE	YTD 2021
FROM VEHICLE OR VEHICLE PARTS	5	3	66.67%	24
FROM RESORT	1	1	0.00%	6
FRAUDULENT ACTIVITIES	3	3	0.00%	31
ID THEFT	3	1	200.00%	28
FROM YARD	3	1	200.00%	10
FROM RESIDENCE	0	3	-100.00%	1
PACKAGE/MAIL THEFT	2	6	-66.67%	17
CONSTRUCTION SITE	2	0	*	3
MEDICAL CENTER	0	0	*	1
WORSHIP SITE	0	0	*	1

THEFT FROM VEHICLE- ANALYSIS				
	MAY 2021	MAY 2020	% CHANGE	YTD 2021
FORCIBLE ENTRY	1	1	0.00%	5
NON-FORCIBLE ENTRY	3	2	50.00%	11

*Cells marked with an asterisk in the percent change field are unable to be calculated because percent change cannot be calculated if the original value is zero.

**Population figures are obtained from the Arizona Department of Administration and may differ from annual FBI Calculated population figures.

***Arizona crime totals provided from FBI UCR website.