



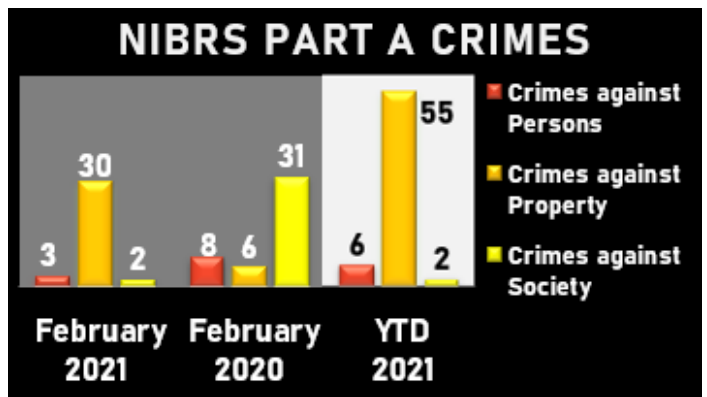
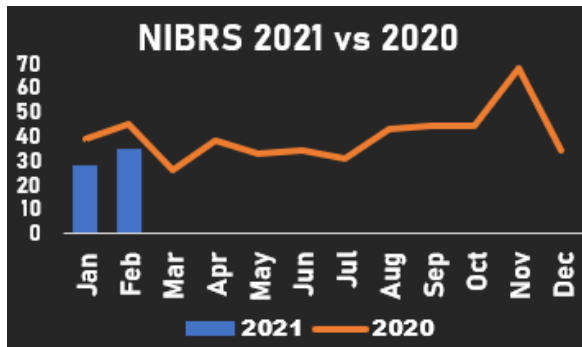
# PARADISE VALLEY POLICE DEPARTMENT



## NIBRS FEBRUARY 2021 Chief Peter Wingert

February 1, 2021, the FBI has retired the UCR Summary Reporting System (SRS) and transitioned to National Incident-Based Reporting System (NIBRS). The FBI's transition to a NIBRS only data collection will improve the nations crime data through rich details and greater specificity of offenses. Due to this change Paradise Valley Police will compare one-year data versus three-year data.

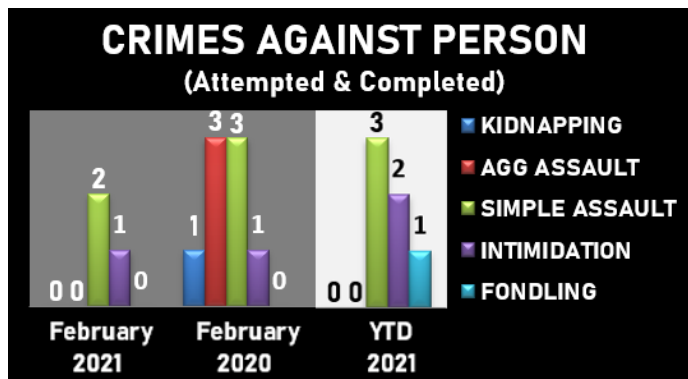
- NIBRS include: Crimes against Persons, Property & Society crimes.
  - NIBRS collects data from 52 offenses, plus 10 additional offenses for which only arrests are reported.
- In February, the Paradise Valley Police Department reported 35 crimes to the FBI.
  - There were 3 crime against persons, 30 property crimes and 2 crimes against society.



### CRIMES AGAINST PERSONS

Crimes Against Persons, e.g., murder, rape, and assault, are those whose victims are always individuals.

In February, persons crimes consisted of 2 simple assaults and 1 intimidation case.



### CRIMES AGAINST SOCIETY

Crimes Against Society, e.g., gambling, prostitution, and drug violations; they are typically crimes in which property is not the object.

In February, society crimes consisted of 1 drug/narcotic violation and 1 drug equipment violation.





# PARADISE VALLEY POLICE DEPARTMENT

## NIBRS

### FEBRUARY 2021

Chief Peter Wingert



## CRIMES AGAINST PROPERTY

Crimes Against Property, e.g., robbery, bribery, and burglary, is to obtain money, property, or some other benefit.

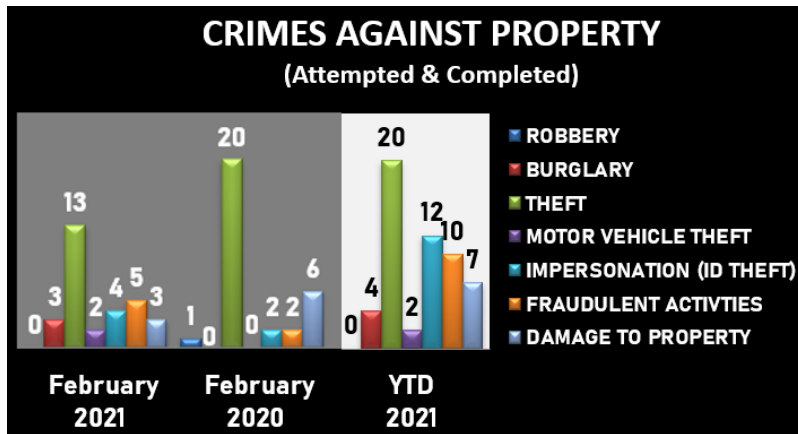
In February, property crimes consisted 3 burglaries, 13 thefts, 2 motor vehicle thefts 4 impersonation (ID theft), 5 fraudulent activities, and 3 property damage cases.

### BURGLARY ANALYSIS

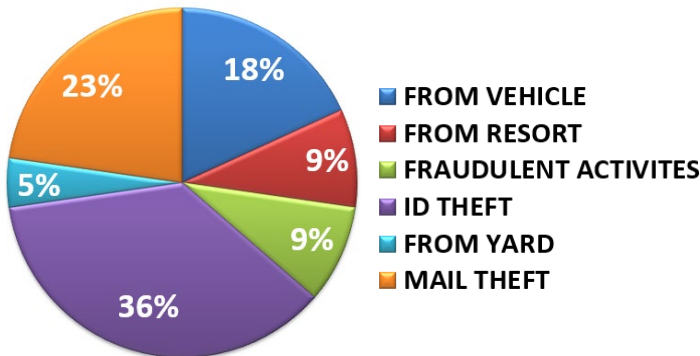
BURGLARIES OCCURRED AT NIGHT 100%

NON-FORCIBLE ENTRY 100%

BURGLARIES OCCURRED AT RESORTS 100%



### THEFT ANALYSIS



### MOTOR VEHICLE THEFT ANALYSIS

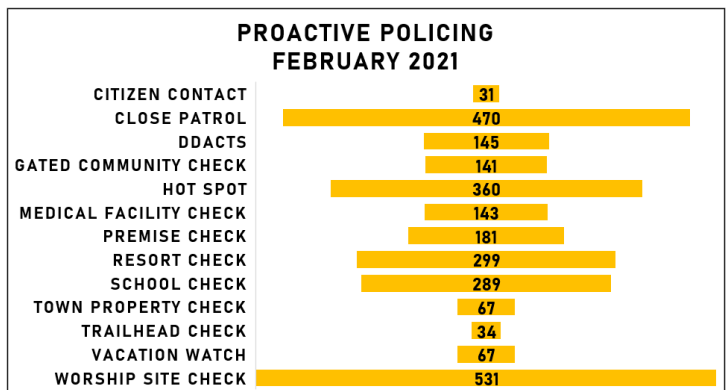


### THEFT FROM VEHICLE ANALYSIS



*Take your keys, lock your car, and hide your valuables.*

### PROACTIVE POLICING





# PARADISE VALLEY POLICE DEPARTMENT



## NIBRS FEBRUARY 2021 Chief Peter Wingert

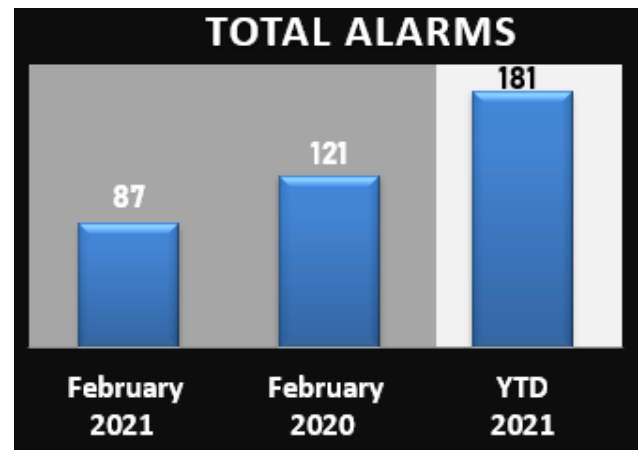
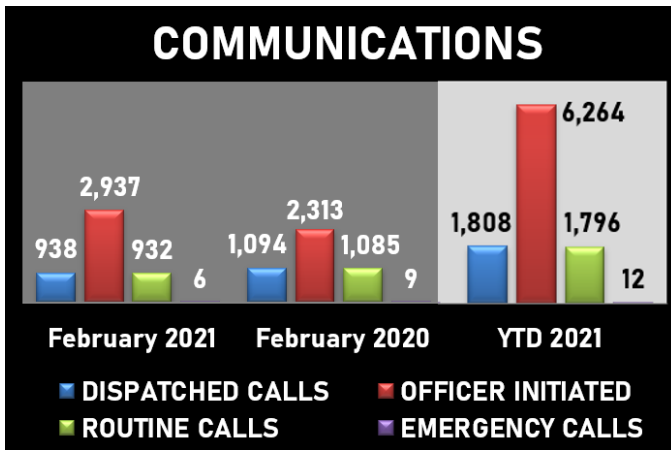
### COMMUNICATIONS

Officer Initiated Calls increased **27%**

In February, there were **932** routine calls, **938** dispatched calls, and **6** emergency calls. Officer Initiated Activity was at **2,937**. The average response time for priority one calls was **4:37**.

In February, there were **87** alarms. Officers assisted Phoenix Fire **49** times in February.

Alarms decreased **29%**



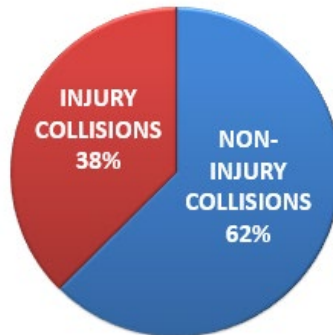
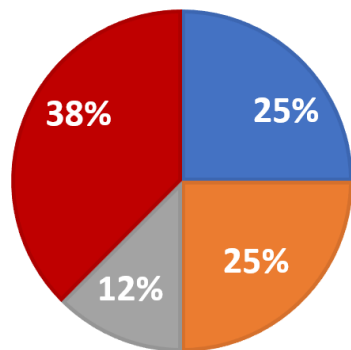
### TRAFFIC

Non-Injury collisions decreased **64%**

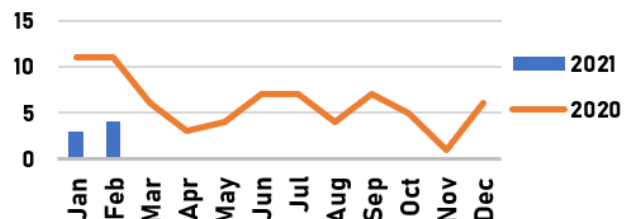
In February, there were **5** non-injury collisions and **3** injury collisions.

Officers wrote **88** traffic citations, parking violations and traffics warnings in February.

**50%** of collisions occurred on Lincoln and/or Tatum



#### COLLISIONS ON LINCOLN OR TATUM



- Followed Too Closely
- Failed to Yield Right-of-Way
- No Improper Action
- Speed Too Fast For Conditions



# PARADISE VALLEY POLICE DEPARTMENT

## NIBRS

### FEBRUARY 2021

Chief Peter Wingert



NIBRS Summary	FEB 2021	FEB 2020	% CHANGE	YTD 2021
CRIMES REPORTED	35	45	-22.22%	63

YTD CRIMES PER 1,000	2021	2020	% CHANGE	2019 Population**
TOTAL PERSON & PROPERTY INDEX PER 1,000	63	83	-24.10%	14,637
***IN 2019, ARIZONA AVERAGE WAS 28.95 CRIMES PER 1,000				
***IN 2018, PARADISE VALLEY WAS ARIZONA'S 2ND SAFEST MUNICIPALITY				

CRIMES AGAINST PERSONS (Group A Attempted & Completed)					
		FEB 2021	FEB 2020	% CHANGE	YTD 2021
100	Kidnapping/Abduction	0	1	-100.00%	0
11D	Fondling	0	0	*	1
13A	Aggravated Assault	0	3	-100.00%	0
13B	Simple Assault	2	3	-33.33%	3
13C	Intimidation	1	1	0.00%	2
<b>TOTAL PERSONS CRIME</b>		<b>3</b>	<b>8</b>	<b>-62.50%</b>	<b>6</b>

CRIMES AGAINST SOCIETY (Group A Attempted & Completed)					
		FEB 2021	FEB 2020	% CHANGE	YTD 2021
35A	Drug/Narcotic Violations	1	1	0.00%	1
35B	Drug Equipment Violations	1	4	-75.00%	1
520	Weapon Law Violations	0	1	-100.00%	0
<b>TOTAL SOCIETY CRIME</b>		<b>2</b>	<b>6</b>	<b>-66.67%</b>	<b>2</b>

MOTOR VEHICLE THEFT - ANALYSIS					
		FEB 2021	FEB 2020	% CHANGE	YTD 2021
FORCIBLE ENTRY		1	0	*	1
NON-FORCIBLE ENTRY		1	0	*	1

TRAFFIC					
		FEB 2021	FEB 2020	% CHANGE	YTD 2021
INJURY COLLISIONS		3	3	0.00%	7
NON-INJURY COLLISIONS		5	14	-64.29%	9
FATAL COLLISIONS		0	0	*	0
TRAFFIC CITATIONS/WARNINGS		88	436	-79.82%	145
DUI ARRESTS		1	1	0.00%	3

TELE-COMMUNICATIONS					
		FEB 2021	FEB 2020	% CHANGE	YTD 2021
DISPATCHED CALLS		938	1,094	-14.26%	1,808
OFFICER INITIATED		2,937	2,313	26.98%	6,264
ROUTINE CALLS		932	1,085	-14.10%	1,796
EMERGENCY CALLS		6	9	-33.33%	12
EMERGENCY RESPONSE TIME		4:37	3:23	36.45%	-

ALARM CALLS FOR SERVICE					
		FEB 2021	FEB 2020	% CHANGE	YTD 2021
TOTAL ALARMS		87	121	-28.10%	181
ASSIST FIRE		49	44	11.36%	109
FIRE CALLS		0	1	-100.00%	0

PROPERTY CRIMES (Group A Attempted & Completed)					
		FEB 2021	FEB 2020	% CHANGE	YTD 2021
120	Robbery	0	1	-100.00%	0
220	Burglary/Breaking & Entering	3	0	*	4
23F	Theft from Motor Vehicle	2	1	100.00%	5
23H	All Other Larceny	11	19	-42.11%	15
240	Motor Vehicle Theft	2	0	*	2
26A	False Pretense/Swindle	5	1	400.00%	10
26B	Credit Card/ATM Fraud	0	1	-100.00%	0
26C	Impersonation	4	2	100.00%	12
290	Destruction/Damage/Vandalism to Property	3	6	-50.00%	7
<b>TOTAL PROPERTY CRIMES</b>		<b>30</b>	<b>31</b>	<b>-3.23%</b>	<b>55</b>

BURGLARY - METHOD OF ENTRY ANALYSIS					
		FEB 2021	FEB 2020	% CHANGE	YTD 2021
NON-FORCIBLE ENTRY		3	0	*	4

BURGLARY - LOCATION ANALYSIS					
		FEB 2021	FEB 2020	% CHANGE	YTD 2021
NIGHT		3	0	*	4

BURGLARY - LOCATION ANALYSIS					
		FEB 2021	FEB 2020	% CHANGE	YTD 2021
RESIDENTIAL		0	0	*	1
RESORT		3	0	*	3

THEFT - ANALYSIS					
		FEB 2021	FEB 2020	% CHANGE	YTD 2021
FROM VEHICLE OR VEHICLE PARTS		4	2	100.00%	8
FROM RESORT		2	5	-60.00%	3
FRAUDULENT ACTIVITIES		2	4	-50.00%	9
ID THEFT		8	2	300.00%	15
FROM YARD		1	8	-87.50%	1
FROM RESIDENCE		0	2	-100.00%	0
PACKAGE/MAIL THEFT		5	1	400.00%	6

THEFT FROM VEHICLE - ANALYSIS					
		FEB 2021	FEB 2020	% CHANGE	YTD 2021
FORCIBLE ENTRY		0	1	-100.00%	0
NON-FORCIBLE ENTRY		2	0	*	2

\*Cells marked with an asterisk in the percent change field are unable to be calculated because percent change cannot be calculated if the original value is zero.  
 \*\*Population figures are obtained from the Arizona Department of Administration and may differ from annual FBI Calculated population figures.  
 \*\*\*Arizona crime totals provided from FBI UCR website.