



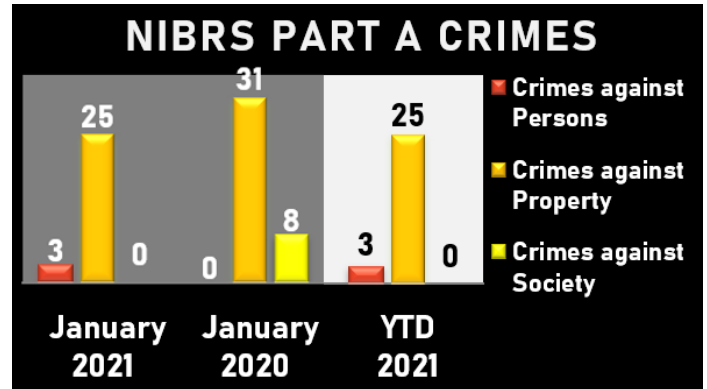
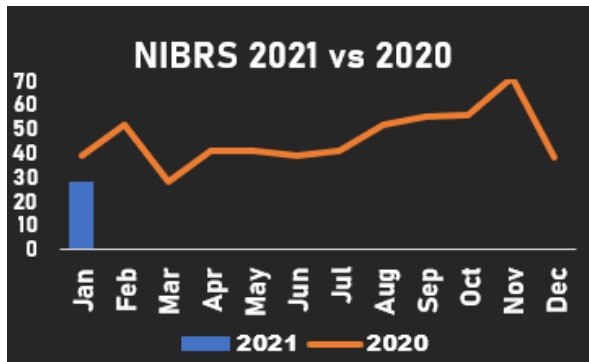
PARADISE VALLEY POLICE DEPARTMENT



NIBRS JANUARY 2021 Chief Peter Wingert

January 1, 2021, the FBI has retired the UCR Summary Reporting System (SRS) and transitioned to National Incident-Based Reporting System (NIBRS). The FBI's transition to a NIBRS only data collection will improve the nations crime data through rich details and greater specificity of offenses. Due to this change Paradise Valley Police will compare one-year data versus three-year data.

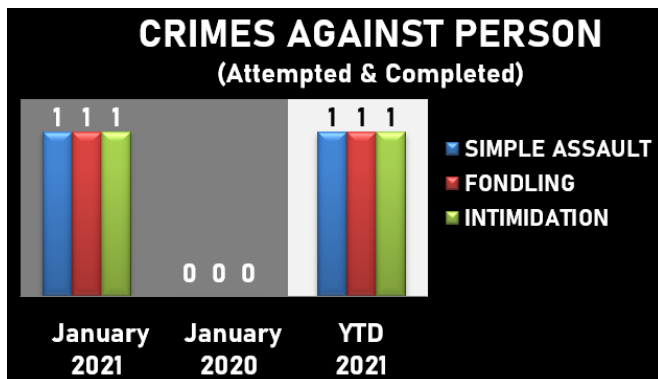
- NIBRS include: Crimes against Persons, Property & Society crimes.
 - NIBRS collects data from 52 offenses, plus 10 additional offenses for which only arrests are reported.
- In January, the Paradise Valley Police Department reported 28 crimes to the FBI.
 - There were 3 crime against persons, 25 property crimes and 0 crimes against society.



CRIMES AGAINST PERSONS

Crimes Against Persons, e.g., murder, rape, and assault, are those whose victims are always individuals.

In January, persons crimes consisted of 1 simple assault, 1 intimidation and 1 fondling case.



CRIMES AGAINST SOCIETY

Crimes Against Society, e.g., gambling, prostitution, and drug violations; they are typically crimes in which property is not the object.

There were 0 crimes against society in January.



PARADISE VALLEY POLICE DEPARTMENT

NIBRS

JANUARY 2021

Chief Peter Wingert



CRIMES AGAINST PROPERTY

Crimes Against Property, e.g., robbery, bribery, and burglary, is to obtain money, property, or some other benefit.

In January, property crimes consisted of 1 burglary, 7 thefts, 8 impersonation (ID theft), 5 fraudulent activities, and 4 property damage cases.

BURGLARY ANALYSIS

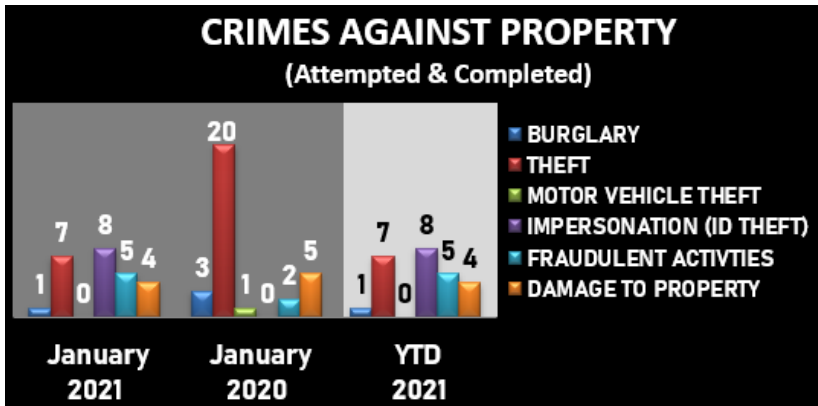
Burglaries Decreased

67%

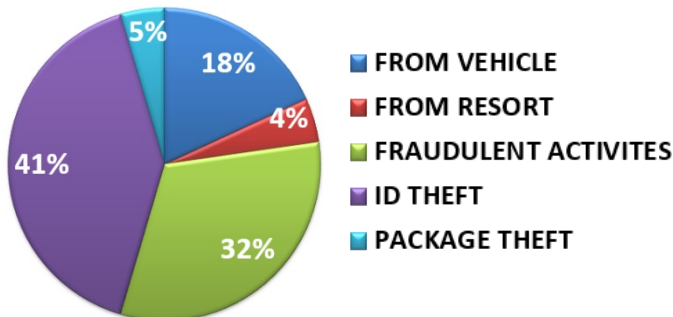
BURGLARY OCCURRED AT NIGHT 100%

NON-FORCIBLE ENTRY 100%

BURGLARY OCCURRED AT A RESIDENCE 100%



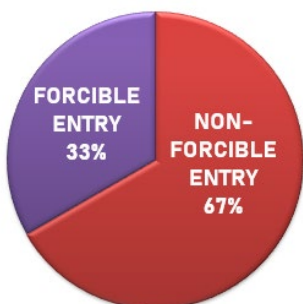
THEFT ANALYSIS



MOTOR VEHICLE THEFT ANALYSIS

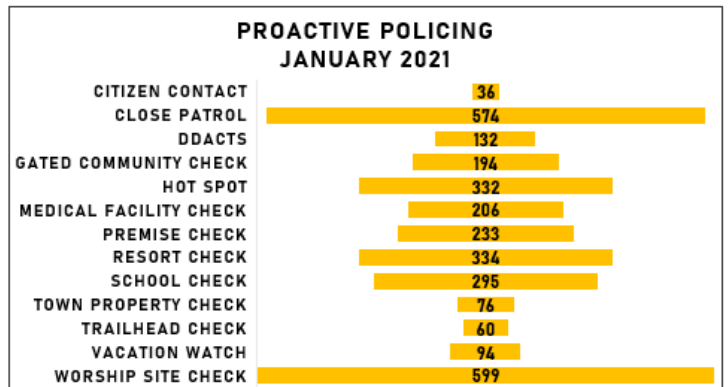
There were 0 Motor Vehicle Thefts in January.

THEFT FROM VEHICLE ANALYSIS



Take your keys, lock your car, and hide your valuables.

PROACTIVE POLICING





PARADISE VALLEY POLICE DEPARTMENT



NIBRS JANUARY 2021

Chief Peter Wingert

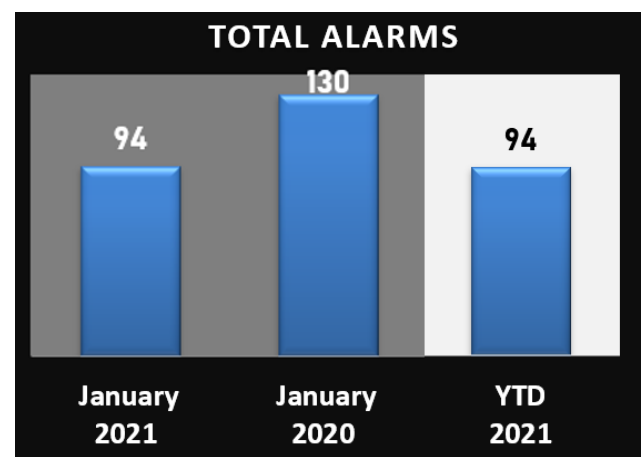
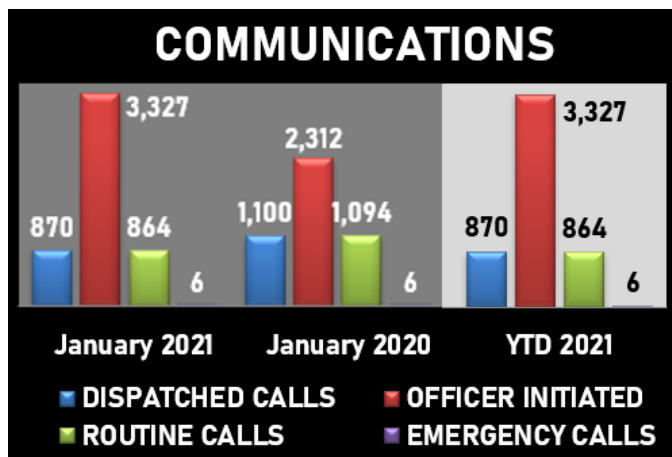
COMMUNICATIONS

Officer Initiated Calls increased **44%**

In January, there were **864** routine calls, **870** dispatched calls, and **6** emergency calls. Officer Initiated Activity was at **3,327**. The average response time for priority one calls was **4:57**.

In January, there were **94** alarms. Officers assisted Phoenix Fire **60** times in January.

Alarms decreased **28%**

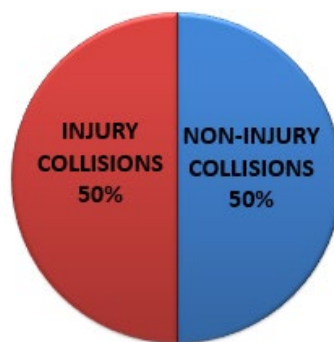
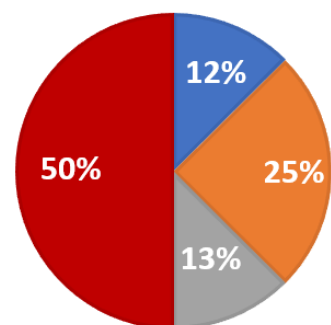


TRAFFIC

Non-Injury collisions decreased **69%**

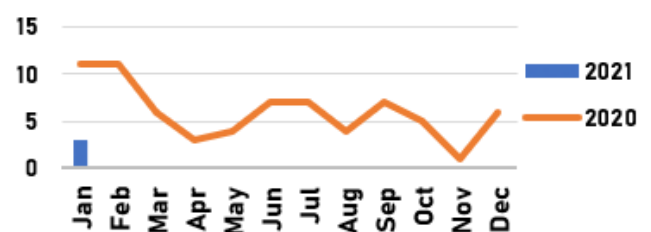
In January, there were **4** non-injury collisions and **4** injury collisions.

Officers wrote **57** traffic citations, parking violations and traffics warnings in January.



37% of collisions occurred on Lincoln and/or Tatum

COLLISIONS ON LINCOLN OR TATUM



■ Disregarded Traffic Signal ■ Ran Stop Sign
■ Failed to Yield Right-of-Way ■ Speed Too Fast For Conditions



PARADISE VALLEY POLICE DEPARTMENT

NIBRS

JANUARY 2021

Chief Peter Wingert



NIBRS Summary	JAN 2021	JAN 2020	% CHANGE	YTD 2021
CRIMES REPORTED	28	39	-28.21%	32

YTD CRIMES PER 1,000	2021	2020	% CHANGE	2019 Population**
TOTAL PERSON & PROPERTY INDEX PER 1,000	28	39	-28.21%	14,637
***IN 2019, ARIZONA AVERAGE WAS 28.95 CRIMES PER 1,000				
***IN 2018, PARADISE VALLEY WAS ARIZONA'S 2ND SAFEST MUNICIPALITY				

CRIMES AGAINST PERSONS (Group A Attempted & Completed)				
	JAN 2021	JAN 2020	% CHANGE	YTD 2021
11D FONDLING	1	0	-	1
13B SIMPLE ASSAULT	1	0	-	1
13C INTIMIDATION	1	0	-	1
TOTAL PERSONS CRIME	3	0	-	3

CRIMES AGAINST SOCIETY (Group A Attempted & Completed)				
	JAN 2021	JAN 2020	% CHANGE	YTD 2021
35A DRUG/NARCOTIC VIOLATIONS	0	2	-100.00%	0
35B DRUG EQUIPMENT VIOLATIONS	0	6	-100.00%	0
TOTAL SOCIETY CRIME	0	8	-100.00%	0

PROPERTY CRIMES(Group A Attempted & Completed)				
	JAN 2021	JAN 2020	% CHANGE	YTD 2021
220 BURGLARY/BREAKING & ENTER	1	3	-66.67%	1
23F THEFT FROM MOTOR VEHICLE	3	3	0.00%	3
23H ALL OTHER LARCENY	4	17	-76.47%	4
240 MOTOR VEHICLE THEFT	0	1	-100.00%	0
26A FALSE PRETENSE/SWINDLE	5	0	-	5
26C IMPERSONATION	8	2	300.00%	8
290 DAMAGE/VANDALISM TO PROPE	4	5	-20.00%	4
TOTAL PROPERTY CRIMES	25	31	-19.35%	25

TRAFFIC				
	JAN 2021	JAN 2020	% CHANGE	YTD 2021
INJURY COLLISIONS	4	2	100.00%	4
NON-INJURY COLLISIONS	4	13	-69.23%	4
FATAL COLLISIONS	0	0	-	0
TRAFFIC CITATIONS/WARNINGS	57	470	-87.87%	57
DUI ARRESTS	2	1	100.00%	2

TELE-COMMUNICATIONS				
	JAN 2021	JAN 2020	% CHANGE	YTD 2021
DISPATCHED CALLS	870	1,100	-20.91%	870
OFFICER INITIATED	3,327	2,312	43.90%	3,327
ROUTINE CALLS	864	1,094	-21.02%	864
EMERGENCY CALLS	6	6	0.00%	6
EMERGENCY RESPONSE TIME	4:57	4:41	5.69%	-

ALARM CALLS FOR SERVICE				
	JAN 2021	JAN 2020	% CHANGE	YTD 2021
TOTAL ALARMS	94	130	-27.69%	94
ASSIST FIRE	60	31	93.55%	60

BURGLARY - METHOD OF ENTRY ANALYSIS				
	JAN 2021	JAN 2020	% CHANGE	YTD 2021
FORCIBLE ENTRY	0	1	-100.00%	0
NON-FORCIBLE ENTRY	1	2	-50.00%	1
ATTEMPTED	0	0	-	0
TOTAL	1	3	-66.67%	1
DAY	0	1	-100.00%	0
NIGHT	1	0	-	1
UNKNOWN	0	2	-100.00%	0

BURGLARY - LOCATION ANALYSIS				
	JAN 2021	JAN 2020	% CHANGE	YTD 2021
RESIDENTIAL	1	3	-66.67%	1

THEFT - ANALYSIS				
	JAN 2021	JAN 2020	% CHANGE	YTD 2021
FROM VEHICLE OR VEHICLE PARTS	4	7	-42.86%	4
FROM RESORT	1	1	0.00%	1
FRAUDULENT ACTIVITES	7	2	250.00%	7
ID THEFT	7	2	250.00%	7
FROM YARD	0	8	-100.00%	0
FROM RESIDENCE	0	2	-100.00%	0
PACKAGE/MAIL THEFT	1	0	-	1

THEFT FROM VEHICLE - ANALYSIS				
	JAN 2021	JAN 2020	% CHANGE	YTD 2021
FORCIBLE ENTRY	1	0	-	1
NON-FORCIBLE ENTRY	2	3	-33.33%	2

MOTOR VEHICLE THEFT - ANALYSIS				
	JAN 2021	JAN 2020	% CHANGE	YTD 2021
NON-FORCIBLE ENTRY	0	1	-100.00%	0

VEHICLE RECOVERY ANALYSIS				
	JAN 2021	JAN 2020	% CHANGE	YTD 2021
STOLEN OUT OF TOWN, RECVD LOCAL	0	1	-100.00%	0

*Cells marked with an asterisk in the percent change field are unable to be calculated because percent change cannot be calculated if the original value is zero.

**Population figures are obtained from the Arizona Department of Administration and may differ from annual FBI Calculated population figures.

***Arizona crime totals provided from FBI UCR website.