



PARADISE VALLEY POLICE DEPARTMENT

UCR SUMMARY FEBRUARY 2020




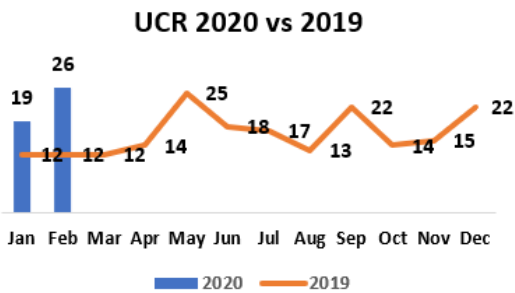
Chief Peter Wingert

- Part 1 Crimes include: Crimes against Persons & Property crimes

- Crimes against Persons includes: homicide, sexual assault, robbery, aggravated assault and simple assault.
- Property crimes includes: burglary, theft, motor vehicle theft and arson.

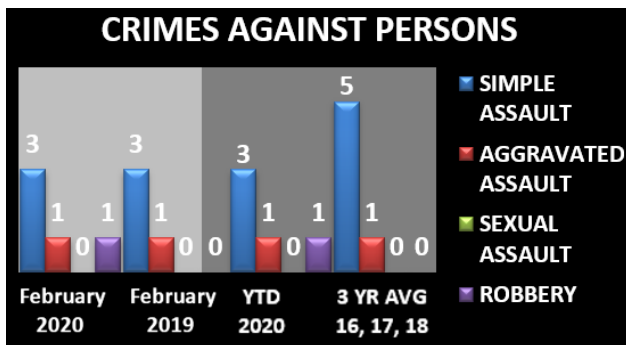
- In February, the Paradise Valley Police Department reported **26** Part 1 Crimes to the FBI.

- There were **5** crime against persons and **21** property crimes.



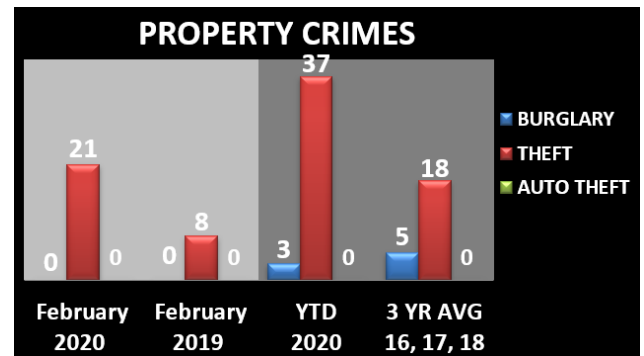
CRIMES AGAINST PERSONS

In February, there were **3** simple assaults, **1** robbery, and **1** aggravated assault. There were no homicides or sexual assaults.

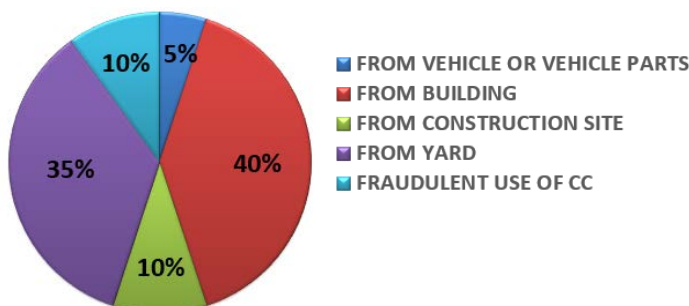


PROPERTY CRIMES

In February, property crimes consisted of **21** thefts. There were no burglaries, arsons or auto thefts reported.



THEFTS



BURGLARIES

There were **0** burglaries reported in February!



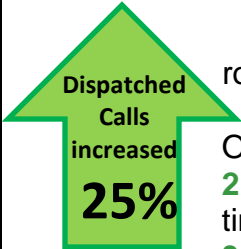
PARADISE VALLEY POLICE DEPARTMENT

UCR SUMMARY FEBRUARY 2020

Chief Peter Wingert

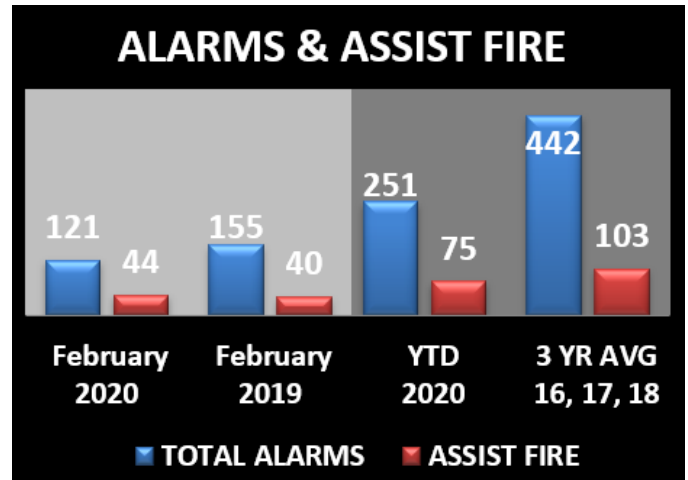
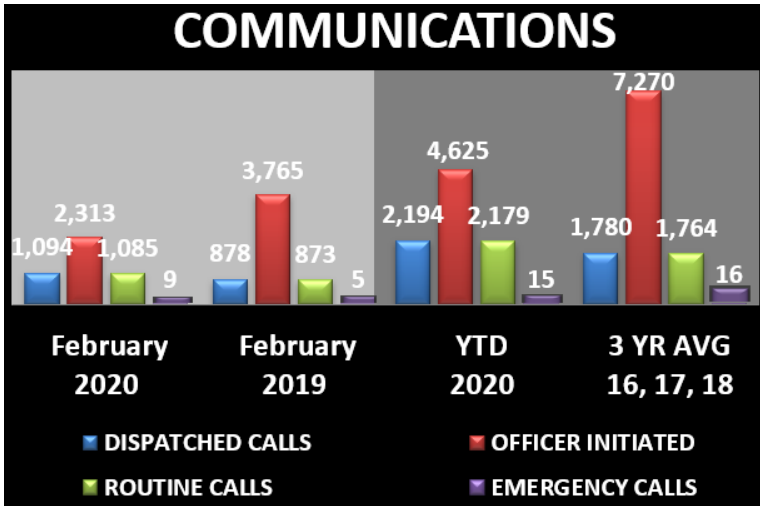


COMMUNICATIONS



In February, there were **1,085** routine calls, **1,094** dispatched calls, and **9** emergency calls. Officer Initiated Activity was at **2,313**. The average response time for priority one calls was **3:23**.

In February, there were **121** alarms. Officers assisted Phoenix Fire **44** times in February.

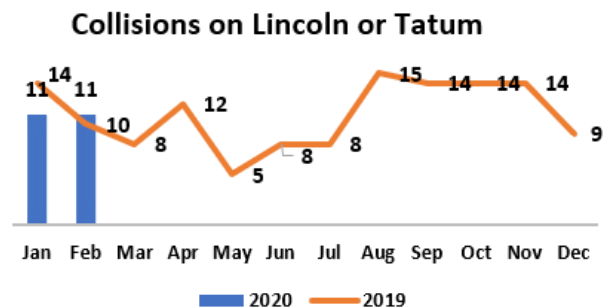
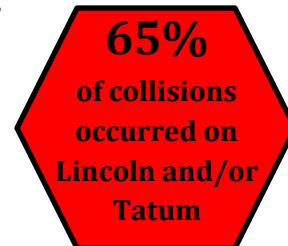
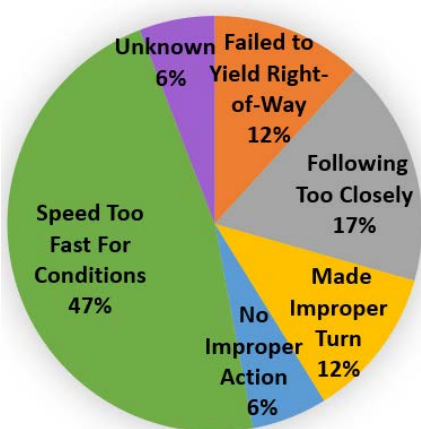


TRAFFIC



In February, there were **14** non-injury collisions and **3** injury collisions.

Officers wrote **436** traffic citations, parking violations and traffics warnings in February.





PARADISE VALLEY POLICE DEPARTMENT

UCR SUMMARY

FEBRUARY 2020



Chief Peter Wingert

UCR PART ONE	FEB 2020	FEB 2019	% Change	YTD 2020	3 YR AVG 17, 18, 19
CRIMES REPORTED	26	12	116.67%	45	23

YTD CRIMES PER 1,000	2020	2019	% Change	2018 Population**
TOTAL PERSON & PROPERTY INDEX PER 1,000	45	24	87.50%	14,502
***IN 2018, ARIZONA AVERAGE WAS 30.21 CRIMES PER 1,000				
***IN 2018, PARADISE VALLEY WAS ARIZONA'S 2ND SAFEST MUNICIPALITY				

CRIMES AGAINST PERSONS					
	FEB 2020	FEB 2019	% Change	YTD 2020	3 YR AVG 17, 18, 19
CRIMINAL HOMICIDE	0	0	*	0	0
SEXUAL ASSAULT	0	0	*	0	0
ROBBERY	1	0	*	1	0
SIMPLE ASSAULT	3	3	0.00%	3	5
AGGRAVATED ASSAULT	1	1	0.00%	1	1
TOTAL PERSONS CRIME	5	4	25.00%	5	6

PROPERTY CRIMES					
	FEB 2020	FEB 2019	% Change	YTD 2020	3 YR AVG 17, 18, 19
BURGLARY	0	0	*	3	5
THEFT	21	8	162.50%	37	18
AUTO THEFT	0	0	*	0	0
ARSON	0	0	*	0	0
TOTAL PROPERTY CRIMES	21	8	162.50%	40	24

VEHICLE RECOVERY ANALYSIS					
	FEB 2020	FEB 2019	% Change	YTD 2020	3 YR AVG 17, 18, 19
STOLEN LOCALLY, RECVD LOCALLY	0	0	*	0	0
STOLEN LOCALLY, RECVD BY OTHER	0	0	*	0	1
STOLEN OUT OF TOWN, RECVD LOCAL	0	0	*	1	1

BURGLARY - METHOD OF ENTRY ANALYSIS					
	FEB 2020	FEB 2019	% Change	YTD 2020	3 YR AVG 17, 18, 19
FORCIBLE ENTRY	0	0	*	1	2
NON-FORCIBLE ENTRY ATTEMPTED	0	0	*	2	3
	0	0	*	0	0
	FEB 2020	FEB 2019	% Change	YTD 2020	3 YR AVG 17, 18, 19
DAY	0	0	*	1	1
NIGHT	0	0	*	0	2
UNKNOWN	0	0	*	2	3

VALUE OF PROPERTY STOLEN AND RECOVERED					
	FEB 2020	FEB 2019	% Change	YTD 2020	3 YR AVG 17, 18, 19
AMOUNT OF PROPERTY STOLEN	\$197,393	\$12,589	1467.98%	\$446,452	\$133,986
AMOUNT OF PROPERTY RECVD	\$10,200	\$0	*	\$25,030	\$75,000

BURGLARY - LOCATION ANALYSIS					
	FEB 2020	FEB 2019	% Change	YTD 2020	3 YR AVG 17, 18, 19
RESIDENTIAL	0	0	*	3	4
CONSTRUCTION SITE	0	0	*	0	1
SCHOOL	0	0	*	0	0
SITE OF WORSHIP	0	0	*	0	0
RESORT	0	0	*	0	0

TRAFFIC					
	FEB 2020	FEB 2019	% CHANGE	YTD 2020	3 YR AVG 17, 18, 19
INJURY ACCIDENTS	3	2	50.00%	5	7
NON-INJURY ACCIDENTS	14	18	-22.22%	27	28
FATAL ACCIDENT	0	0	*	0	0
TRAFFIC CITATIONS/WARNINGS	436	597	-26.97%	906	1,001
DUI ARRESTS	1	11	-90.91%	2	9

THEFT - ANALYSIS					
	FEB 2020	FEB 2019	% Change	YTD 2020	3 YR AVG 17, 18, 19
FROM VEHICLE OR VEHICLE PARTS	1	3	-66.67%	4	7
BICYCLES	0	0	*	0	0
FROM BUILDING	5	1	400.00%	6	3
ALL OTHER	15	4	275.00%	27	8
TOTAL	21	8	162.50%	37	18

TELE-COMMUNICATIONS					
	FEB 2020	FEB 2019	% Change	YTD 2020	3 YR AVG 17, 18, 19
DISPATCHED CALLS	1,094	878	24.60%	2,194	1,780
OFFICER INITIATED	2,313	3,765	-38.57%	4,625	7,270
ROUTINE CALLS	1,085	873	24.28%	2,179	1,764
EMERGENCY CALLS	9	5	80.00%	15	16
EMERGENCY RESPONSE TIME	3:23	4:03	-16.46%	*	*

ALARM CALLS FOR SERVICE					
	FEB 2020	FEB 2019	% Change	YTD 2020	3 YR AVG 17, 18, 19
TOTAL ALARMS	121	155	-21.94%	251	442
ASSIST FIRE	44	40	10.00%	75	103
FIRE CALLS	1	2	-50.00%	1	1

REPORT MONTH: FEBRUARY 2020

*Cells marked with an asterisk in the percent change field are unable to be calculated because percent change cannot be calculated if the original value is zero.
 **Population figures are obtained from the Arizona Department of Administration and may differ from annual FBI Calculated population figures.
 ***Arizona crime totals provided from FBI UCR website.